

Vol. XXI, No. 248

Price 10 cents

SPALDING'S

ATHLETIC LIBRARY

Official ARCHERY GUIDE

GV 1185

.M46

Copy



Edited by

LOUIS W. MAXSON

AMERICAN SPORTS PUBLISHING Co.

21 Warren Street, New York.

A. G. Spalding & Bros.



Maintain their own Houses for the distribution of

Spalding's Athletic Library

and

Spalding's Complete Line of Athletic Goods

in the following cities:

NEW YORK CITY

124-126 Nassau Street
29-33 West 42d Street

PHILADELPHIA

21 North 13th Street

BOSTON, MASS.

73 Federal Street

BALTIMORE, MD.

320 N. Howard Street

BUFFALO, N. Y.

611 Main Street

PITTSBURG, PA.

507 Wood Street

WASHINGTON, D. C.

709 14th Street, N. W.
(Colorado Building)

SYRACUSE, N. Y.

University Block

MONTREAL, CAN.

443 St. James Street

CHICAGO

147-149 Wabash Avenue

SAN FRANCISCO, CAL.

134 Geary Street

DENVER, COL.

1616 Arapahoe Street

ST. LOUIS, MO.

708 Pine Street

KANSAS CITY, MO.

1111 Walnut Street

CINCINNATI, O.

Fountain Square,
27 East Fifth Street

MINNEAPOLIS, MINN.

507 Second Avenue, South

NEW ORLEANS, LA.

140 Carondelet Street


HAMBURG, GERMANY

15 Alter Wandrahn

LONDON, ENG.

53, 54, 55, Fetter Lane

Communications directed to A. G. Spalding & Bros.,
at any of the above addresses, will receive
prompt attention.



DR. EDWARD B. WESTON,
Chicago.

Photo by
Gibson Art Galleries.

President National Archery Association of United States and Chairman Archery
Committee, Olympic Championship Tournament, World's Fair, St. Louis, 1904.

SPALDING OFFICIAL ARCHERY GUIDE



Compiled by

LOUIS W. MAXSON

National A. A. Champion

1889-'90-'91-'92-'93-'94-'98

6
3
2
D
3
2
4

PUBLISHED BY

AMERICAN SPORTS PUBLISHING CO.

21 Warren Street, New York

LIBRARY of CONGRESS
Two Copies Received
FEB 15 1906
Copyright Entry
Mar 7, 1906
CLASS a, Xxc. No.
140151
COPY B. 1

G.V. 1185
M 76

COPYRIGHT, 1906
BY
AMERICAN SPORTS PUBLISHING COMPANY
NEW YORK



Introduction

In writing this little work on archery, the author has not attempted to bring before his readers new facts and theories, but merely to gather in small compass a few practical suggestions helpful to beginners, adding thereto certain records of the pastime, not heretofore readily accessible.

To those who wish to delve deeply into the theory and practice of the sport, we commend the several editions of Ford's Archery; Its Theory and Practice, or The Badminton Library. Archery.

The art of shooting with the long-bow looks like a simple sport, but he who enters into it with the idea that he can excel without mastering its details is greatly in error. No trifle is unworthy of notice, whether it relates to position, manner of drawing or loosing the arrow, or even to the more prosaic keeping of one's tackle in order. He who through ignorance or lack of zeal neglects to observe the many little things, which contribute to the making of a successful bowman, fails to progress, becomes disheartened, and soon gives up what is really one of our most fascinating out-of-door pastimes.

It is not alone its witchery, but its adaptability to all classes that recommends the sport. It is not a childish game. He who for a quarter of a century has trodden the grassy range ever finds some new point worthy of his close attention, while the eyes are trained, the lungs expanded, an erect carriage developed, and the hands, arms, and body muscles in general exercised.

As Will H. Thompson well says: "That it has maintained itself through all the vicissitudes of every race is strong proof of its excellence. But it is as a modern, living, beautiful pastime, wholly free from the slightest taint of professionalism that I present it for your consideration," and if these few pages but help the novice through that slough of despond that has turned back so many would-be archers from the path to success, this guide will have accomplished its every purpose.



W. G. VALENTINE,
Secretary National Archery Association.

The Art of Archery

Archery! What a field of history and romance the word brings to mind. Before history was recorded the bow existed and by its winged shaft ere saga was sung or word penned deeds worthy of song and story were written in blood. From earliest days it has been closely linked with the life of man, his pastime in peaceful hours, his stay in war, and through countless generations the provider of his sustenance.

While here and there through early writings the work of the bowman stands out prominently, but little of the actual history of the bow has been handed down. Three or four treatises on the comparative value of the long-bow and the earlier form of firearms, notably Sir John Smythe's "Certain Discoveries" and Ascham's "Toxophilus or the Schole of Shootinge," both written after the decadence of archery had begun, constitute our library of facts, but no pen bore witness whether Robin Hood and Friar Tuck, Little John and Allan a Dale really lived or were creatures of fancy, handed down by legend and folk lore of the English countryside. Real or ideal, they have become to us a living portion of the story of the bow, and in the minds of most are as real as the historic deeds of the English archers at Agincourt, Crecy, or Poitiers, where with cloth yard shaft they overmastered the chivalry of France and gave their country a vantage ground in the affairs of continental Europe.

With the development of fire arms the bow ceased to be a weapon of war, and though even by statute the state sought to encourage or enforce its use, archery soon became a mere pastime and, even as such one rarely practiced after the death of Charles II.

Following the founding of the Toxophilite Society in 1781 came a brilliant revival of the sport in England, lasting through the closing years of the eighteenth and the first portion of the



MRS. A. M. PHILLIPS,
Battle Creek, Mich.
N. A. A. Champion, 1887-88-89.

nineteenth century. Then the practice of archery rapidly declined and no large public meetings occurred till the first Grand National at York, in 1844, gave an impetus to the game, which has continued to the present day. The enthusiasm of the last quarter of the eighteenth century was as great, but doubtless the troubled condition of Great Britain, due to the Napoleonic wars and that with the United States, caused the rapid decline of interest in the pastime. The same cause also probably delayed its introduction into our own country.

At the Grand National at York the pageantry, which marked the public meetings of earlier societies was missing, but in its place arose a more scientific style of archery. The range became more compact, more archers shot at a target, bow shooting took the place of bow showing, the entire system giving better opportunity for comparison of methods, emulation of results, and that growth of enthusiasm always engendered by close competition.

Low scores were made at the early meetings, as old methods of drawing to the ear or back of the eye were still followed, but under the new association traditional conservatism yielded, other methods were adopted, the annual meetings were held all over the country extending the interest, while with the advent of Mr. H. A. Ford, the modern and more sensible system of drawing the arrow below the eye when target shooting, quickly pushed the records to a standard hitherto unthought of. The British Grand National still holds its annual meetings with large fields of contestants.

Minor associations sprang up in the several sections of the kingdom, notably the Leamington or Midland Counties' meeting, which was organized in 1854, and is the first each year of the great public contests. The Crystal Palace meeting, due first to the efforts of Mr. T. Aldred, the well-known manufacturer of archery tackle, followed in 1858 and continued till 1901, when, owing to lack of support by the Crystal Palace management it ceased to exist. The Grand Western (1852) and Grand Northern (1879) have also held continuous and well attended meetings. In place of the abandoned Crystal Palace meeting has sprung up an as-



W. A. CLARK,
Wyoming, Ohio.
N. A. A. Champion, 1886-87-97.

sociation of the Southern counties, whose meeting, or a continuance of the Anglo-French contest held the past season at Le Touquet, France, will foster the sport in Southern England.

The sixty-first meeting of the Grand National Archery Society was held at Great Malvern on the College Cricket ground, August 9th, 10th, and 11th, 1904. Some rain fell on the first day but otherwise the weather was fine. The meeting was a good one, there being 163 entries, though as usual a few did not shoot. The marksmanship was excellent, Miss Legh doing well both days, her total for the Double National 143-841 being the highest ever made at a Grand National meeting. She holds a position by herself, as does Mrs. M. C. Howell among the ladies now shooting in America. The next lower scores were:—Miss Bridges, 127-643; Mrs. E. H. Day, 125-631; Mrs. Hill-Lowe, 130-628; Mrs. J. Stilwell, 129-611; Mrs. G. Marshall, 118-582; Mrs. Appleyard, 120-578; Mrs. Johnston, 126-558; Mrs. M. S. Fenton, 123-557; Miss B. M. Legh, 119-551; Miss A. M. C. Sparrow, 113-551; Miss Landale, 112-538.

The leading records at the Double York Round, shot by the gentlemen were:—Mr. J. Penrose, 202-814; Mr. J. H. Bridges, 193-771; Mr. Elton Lee, 173-745; Lieut-Col. Dawes, 164-734; Mr. Brooks King, 158-720; Mr. A. D. Hanbury, 172-708; Mr. Eyre Hussey, 167-589.

The sixty-second meeting of the Grand National Archery Society was held at Southampton, on the County Cricket grounds, August 2, 3 and 4, 1905. Seventy ladies and fifty gentlemen contested. The weather was fair upon the first day, but rain interrupted the shooting at the longer ranges of the second York round.

Miss Legh won the championship with six of the eight points. The leading records at the double national round were:

Miss Legh, 141-807; Miss Bridges, 138-694; Mrs. F. S. Appleford, 124-620; Mrs. G. Honnywill, 123-601; Miss B. M. Legh, 115-585; Mrs. Appleyard, 119-575; Mrs. Eyre Hussey, 122-574; Miss E. Macdonald, 117-569; Miss K. G. Mudge, 120-566.

Mr. J. H. Bridges won the York championship with five of



LOUIS W. MAXSON,
N. A. A. Champion, 1889-90-91-92-93-94-98.

the ten points. The leading records in this contest were: Mr. J. H. Bridges, 184-838; Mr. J. Penrose, 186-814; Mr. J. B. Keyworth, 177-759; Mr. R. Brooks King, 172-690; Mr. Eyre Hussey, 167-667; Mr. R. O. Backhouse, 144-664.

The following table, showing the records of previous winners at the English Grand National, is of interest, as it affords a ready means of comparison with the records made by American archers.

Date.	Ladies.	Gentle- men.	Hits.	Scores.	
1844—York (a)	65	53-	221	Rev. J. Higginson
1845—York (b)	11	110	{ 48-	186	Miss Theiwall
			{ 135-	537	Mr. P. Muir
1846—York	83	{ 117-	519	Mr. Hubback
1847—Derby (c)	6	58	{ 65-	245	Miss Wylde
			{ 153-	631	Mr. P. Muir
1848—Derby (d)	5	74	{ 47-	167	Miss J. Barrow
			{ 135-	581	Mr. E. Maitland
1849—Derby (e)	8	46	{ 55-	189	Miss Temple
			{ 176-	702	Mr. H. A. Ford
1850—Edinburgh	8	82	{ 47-	161	Mrs. Calvert
			{ 193-	899	Mr. H. A. Ford
1851—Leamington	33	90	{ 108-	504	Miss Villiers
			{ 193-	861	Mr. H. A. Ford
1852—Leamington	36	78	{ 84-	336	Miss Brindley
			{ 188-	788	Mr. H. A. Ford
1853—Leamington	50	82	{ 89-	365	Mrs. Horniblow
			{ 202-	934	Mr. H. A. Ford
1854—Shrewsbury	66	94	{ 109-	489	Mrs. Davison
			{ 234-	1074	Mr. H. A. Ford
1855—Shrewsbury	55	83	{ 115-	491	Mrs. Davison
			{ 179-	809	Mr. H. A. Ford
1856—Cheltenham	72	112	{ 109-	487	Mrs. Horniblow
			{ 213-	985	Mr. H. A. Ford
1857—Cheltenham	61	97	{ 128-	634	Miss H. Chetwynd
			{ 245-	1251	Mr. H. A. Ford
1858—Exeter	59	91	{ 101-	457	Mrs. Horniblow
			{ 214-	1076	Mr. H. A. Ford
1859—Exeter	84	85	{ 122-	630	Miss Turner
			{ 205-	951	Mr. H. A. Ford
1860—Bath	99	109	{ 112-	550	Mrs. E. Lester
			{ 188-	886	Mr. G. Edwards
1861—Liverpool	64	89	{ 113-	575	Mrs. Atkinson
			{ 175-	745	Mr. G. Edwards
1862—Worcester	54	96	{ 128-	660	Mrs. Horniblow
			{ 194-	902	Mr. G. Edwards



W. B. ROBINSON,
Eaton, Ohio.
N. A. A. Champion, 1895.

Date.	Ladies.	Gentle-		Hits.	Scores.
		men.			
1863—Oxford	54	96		{ 116- 478	Mrs. Horniblow
				{ 179- 845	Mr. P. Muir
1864—Alexandria Pal- ace	82	86		{ 129- 693	Miss Betham
				{ 189- 897	Mr. G. Edwards
1865—Clifton	93	90		{ 124- 606	Miss Betham
				{ 174- 788	Mr. E. A. Holmes
1866—Norwich	74	75		{ 130- 662	Miss Betham
				{ 192- 900	Mr. G. Edwards
1867—Brighton	72	86		{ 130- 696	Miss E. Lister
				{ 215-1037	Mr. H. A. Ford
1868—Hereford	63	69		{ 128- 672	Miss Betham
				{ 187- 807	Mr. W. Rimmington
1869—Birmingham . . .	36	69		{ 123- 629	Mrs. Horniblow (<i>f</i>)
				{ 191- 909	Mr. W. Rimmington (<i>f</i>)
1870—Bath	83	79		{ 134- 700	Mrs. Horniblow
				{ 183- 807	Mr. E. A. Holmes
1871—Cheltenham . . .	59	68		{ 138- 746	Mrs. Horniblow
				{ 205- 955	Capt. C. H. Fisher
1872—Cheltenham . . .	55	58		{ 136- 660	Mrs. Horniblow
				{ 175- 771	Capt. C. H. Fisher
1873—Leamington . . .	63	76		{ 142- 764	Mrs. Horniblow
				{ 198- 898	Major C. H. Fisher
1874—Winchester	82	64		{ 132- 644	Mrs. Pond
				{ 193- 873	Major C. H. Fisher
1875—Richmond (Sur- rey)	84	72		{ 133- 693	Miss Hollins
				{ 198- 876	Mr. G. E. S. Fryer
1876—Sandown Park..	63	53		{ 138- 752	Mrs. W. Butt
				{ 181- 773	Mr. H. H. Palaiet
1877—Doncaster	44	54		{ 126- 676	Mrs. W. Butt
				{ 163- 703	Mr. W. Rimmington
1878—Turnbridge Wells	62	56		{ 132- 692	Mrs. Marshall
				{ 202- 932	Mr. H. H. Palaiet
1879—Cheltenham . . .	83	61		{ 130- 708	Mrs. Marshall
				{ 187- 729	Mr. R. Walters (<i>g</i>)
1880—Shrewsbury . . .	69	57		{ 133- 593	Mrs. Horniblow (<i>h</i>)
				{ 195- 897	Mr. H. H. Palaiet
1881—Sutton Coldfield	58	56		{ 139- 763	Miss Legh
				{ 191- 849	Mr. H. H. Palaiet
1882—Leamington . . .	63	55		{ 134- 750	Mrs. Piers Legh
				{ 195- 885	Mr. H. H. Palaiet
1883—Cheltenham . . .	67	64		{ 138- 712	Miss Legh
				{ 193- 869	Mr. C. J. Longman
1884—Windsor	57	50		{ 135- 701	Mrs. P. Legh
				{ 208- 902	Mr. C. E. Nesham (<i>i</i>)
1885—Great Malvern..	64	51		{ 135- 749	Mrs. P. Legh
				{ 211- 917	Mr. C. E. Nesham
1886—Bath	95	65		{ 136- 726	Miss Legh
				{ 202-1022	Mr. C. E. Nesham



D. F. McGOWAN,
Washington, D.C.
N. A. A. Champion, 1896.

Date.	Ladies.	Gentle-		Hits.	Scores.
			men.		
1887—Cheltenham ...	50	56		{ 141- 773	Miss Legh
				{ 199- 849	Major C. H. Fisher
1888—York	43	54		{ 136- 732	Miss Legh
				{ 172- 820	Mr. C. E. Nesham
1889—Oxford	56	52		{ 128- 690	Miss Legh
				{ 198- 832	Mr. Gregson (<i>k</i>)
1890—Southampton ..	38	44		{ 138- 798	Miss Legh
				{ 207- 921	Mr. C. E. Nesham
1891—Worcester	50	39		{ 138- 798	Miss Legh
				{ 188- 818	Mr. F. L. Govett
1892—Eastbourne	47	31		{ 140- 804	Miss Legh
				{ 202- 850	Mr. G. E. S. Fryer
1893—York (Jubilee).	87	66		{ 139- 779	Mrs. C. Bowly
				{ 172- 656	Mr. Gregson (<i>l</i>)
1894—Cheltenham ...	71	53		{ 133- 823	Mrs. C. Bowly
				{ 185- 787	Mr. Eyre W. Hussey
1895—Hurlingham ...	63	43		{ 138- 790	Miss Legh
				{ 184- 872	Mr. G. E. S. Fryer
1896—Bournemouth ..	44	45		{ 123- 559	Miss B. Oakeley (<i>m</i>)
				{ 187- 815	Mr. G. E. S. Fryer
1897—Great Malvern.	79	53		{ 131- 711	Mrs. C. Bowly
				{ 173- 719	Mr. G. E. S. Fryer
1898—Oxford	68	64		{ 143- 825	Miss Legh
				{ 190- 868	Mr. C. J. Perry Keene
1899—Brighton	59	40		{ 137- 767	Miss Legh
				{ 184- 848	Mr. Eyre W. Hussey
1900—Edgbaston	68	55		{ 132- 658	Miss Legh
				{ 190- 804	Mr. R. Brooks King
1901—Cheltenham ...	80	50		{ 123- 645	Mrs. C. Bowly (<i>n</i>)
				{ 158- 758	Mr. Eyre W. Hussey
1902—Clifton	86	87		{ 137- 813	Miss Legh
				{ 181- 767	Mr. R. Brooks King
1903—Edinburgh	61	40		{ 142- 802	Miss Legh
				{ 189- 767	Mr. R. Brooks King (<i>o</i>)
1904—Great Malvern..	84	55		{ 143- 841	Miss Legh
				{ 202- 814	Mr. J. Penrose
1905—Southampton....	70	50		{ 141- 807	Miss Legh
				{ 184- 838	Mr. J. H. Bridges

(a) Single York round; on all future occasions the double round was shot.

(b) Ladies shot 96 arrows at 60 yards.

(c) Ladies shot 144 arrows at 60 yards.

(d) Championship decided by score; in all subsequent years, except 1876, by points. Ladies shot 72 arrows at 60 yards and 72 arrows at 50 yards.

(e) Ladies shot double national round, also on all subsequent occasions except 1850, when they shot 72 arrows at 60 yards and 36 arrows at 50 yards.

(f) Mrs. Horniblow and Mrs. Kinahan each had three points and



GEORGE P. BRYANT,
Boston, Mass.
N. A. A. and Olympic Champion, 1904.
N. A. A. Champion, 1905.

Mr. Rimmington and Major Fisher each had four. In both cases the championship was decided by score.

(g) Mr. Rimmington made the highest score (799), but the championship was won by Mr. R. Watters on a majority of points.

(h) Mrs. Legh made the highest score (600), but Mrs. Horniblow won the championship on a majority of points.

(i) Major Fisher made the highest score (941), but Mr. Nesham won the championship on points.

(k) Mr. Perry Keene made the highest score (859), but Mr. Gregson won the championship on a majority of points.

(l) Mr. Perry Keene made the highest score (719), but Mr. Gregson won the championship on a majority of points.





(m) Miss B. M. Legh made the highest score (587), but Miss Bag-nall Oakeley won the championship on a majority of points.

(n) Tie with Miss H. Schofield in points, four each, and decided by score.

(o) Mr. G. Sharpe made the highest score (769), but the championship was won by Mr. R. Brooks King on majority of points.

We find no records of archery as a pastime in the United States till subsequent to the close of the war of 1812, but it is known that a decided interest was shown in the second quarter of the nineteenth century. Many clubs existed, but only one, The United Bowmen of Philadelphia, has left a permanent record. This club was organized in 1828, and held its last meeting in 1859. It published a Manual of its own, based on Thomas Waring's Treatise on Archery. It spent several hundred dollars in the purchase of a fine silver trophy to be shot for by the members, and the many medals which hang about the margin of the old silver vase show how often its possession was contested. In 1888 the surviving members, of the society met for the last time and deposited their treasured trophy with the Historical Society of Pennsylvania.

In 1877 and 1878, a series of magazine articles by Mr. Maurice Thompson, published under the title of "The Witchery of Archery," fascinated those who were alert for some more active game than croquet, which had for some years held the foremost place as a lawn game, and archery quickly became a popular pastime. At Crawfordsville, Indiana, January 23, 1879, a national organization of archery clubs was formed. The first annual target meeting was held at Chicago, Illinois, in August 1879, since which date an unbroken series of tournaments has been held.



COL. ROBERT WILLIAMS, JR.
Washington, D. C.
N. A. A. Champion, 1883-85, 1902.

WILL H. THOMPSON,
Seattle, Wash.
N. A. A. Champion, 1879-84-88, 1901.

MRS. M. C. HOWELL,
Cincinnati, Ohio.

N. A. A. Champion, 1883-5-6-90-1-2-3-5-6-8-9, 1900-2-3-4-5.
Olympic Champion, 1904.

A. R. CLARK,
Washington, D. C.
N. A. A. Champion, 1900.

E. H. WESTON,
Chicago.

Owing to the great distance between the several centres of archery interest it has been impossible to hold these gatherings at one central place, so the association has moved its tournaments back and forth between the East and West, thus keeping alive the interest of its widely dispersed membership.



The rules of the American National Association, the rounds shot, and the style of archery practice closely approximate what is current in Great Britain. Membership in the association is now upon an individual instead of a club basis.

Several minor associations have been formed as feeders for the National. The more important of these were the Western (Mississippi Valley Archers), Ohio State, Pacific, and Eastern associations. Of these only the Eastern and Ohio organizations continue to hold annual target meetings.

The location and attendance at the various tournaments of the National Association is shown by the accompanying table—

Annual Target Meetings of the National Association have been held at the following dates and places, the actual contestants numbering:

	Ladies.	Gentlemen.
1879—Chicago, Ill.	20	69
1880—Buffalo, N. Y.	11	35
1881—Brooklyn, N. Y.	19	57
1882—Chicago, Ill.	13	31
1883—Cincinnati, Ohio	27	42
1884—Pullman, Ill.	1	15
1885—Eaton, Ohio	17	22
1886—Chautauqua, N. Y.	12	11
1887—Washington, D. C.	18	28
1888—Dayton, Ohio	21	35
1889—Dayton, Ohio	24	27
1890—Norwood, Ohio	15	23
1891—Natural Bridge, Va.	12	16
1892—Fortress Monroe, Va.	5	18
1893—Dayton, Ohio	8	24
1894—Washington, D. C.	7	11
1895—Dayton, Ohio	4	20
1896—White Sulphur Springs, Va.	5	6
1897—Washington, D. C.	5	6
1898—Wyoming, Ohio	6	13
1899—Norwood, Ohio	6	10
1900—Cincinnati, Ohio	6	13
1901—Cincinnati, Ohio	7	14
1902—Mountain Lake Park, Md.	5	13
1903—Niagara Falls, N. Y.	6	15
1904—St. Louis, Mo.	6	22
1905—Chicago, Ill.	7	34



H. RICHARDSON,
Boston A. C.

DR. E. B. WESTON,
Chicago.
President National Archery Ass'n.

A GROUP AT THE N. A. A. MEETING
AT NIAGARA FALLS, 1903.

L. W. MAXSON,
Washington, D. C.
N. A. A. Champion, 1889-90-91-92-
93-94-98.

WALLACE BRYANT,
Boston, Mass.
N. A. A. Champion, 1903.

The last few meetings of the National Association indicate a decided increase of interest in archery. The Olympian Games Archery Contest at St. Louis, Sept. 19, 22, 1904, held under the auspices of the Association, was well attended, several of those who competed at Chicago in 1879 being present, and brought out the strongest field of archers that had graced a National meeting in many years. The contests were very close, that for the championship (York Round) between Messrs. Bryant, Williams and Thompson being settled by the last arrow shot. The three scores: Mr. G. P. Bryant, 192 hits — 820 score; Col. R. Williams, 191 hits — 819 score, and Mr. Will H. Thompson, 190 hits — 816 score, all led the winning record at the British National Association for the year.

The records of the Joint National and Olympian tournament follow:

DOUBLE YORK ROUND.

	100 yds.		80 yds.		60 yds.		Totals	
	Hits	Score	Hits	Score	Hits	Score	Hits	Score
G. P. Bryant,	32	132	31	113	22	114	85	359
Boston, Mass.	47	149	36	180	24	132	107	461
Totals	79	281	67	293	46	246	192	820
R. Williams,	32	112	37	175	19	95	88	382
Washington, D. C. ..	46	162	36	170	21	105	103	437
Totals	78	274	73	345	40	200	191	819
Will H. Thompson,	30	128	35	135	24	116	89	379
Seattle, Wash.	40	136	37	179	24	122	101	437
Totals	70	264	72	318	48	238	190	816
W. Bryant,	32	134	28	94	19	99	79	327
Boston, Mass.	23	101	26	130	16	60	65	291
Totals	55	235	54	224	35	159	144	618
Ben Keys,	14	40	13	51	18	80	45	171
Chicago, Ill.	31	111	37	159	19	91	87	361
Totals	45	151	50	210	37	171	132	532
E. Frenz,	19	65	24	102	17	91	60	258
Boston, Mass.	27	79	23	85	20	106	70	270
Totals	46	144	47	187	37	197	130	528



S. H. Duval, W. A. Clark, C. S. Woodruff, C. R. Hubbard,
CINCINNATI TEAM.
 Col. Williams, Pres. Thompson, G. C. Spencer, L. W. Maxson,
WASHINGTON TEAM.




Mrs. Pollock, Mrs. Howell, Miss Taylor, Miss Cook,
 Mrs. Woodruff.
 G. P. Bryant, C. E. Dallin, W. Bryant, H. B. Richardson,
BOSTON TEAM.

	100 Hits	yds. Score	80 Hits	yds. Score	60 Hits	yds. Score	Totals	
							Hits	S're
Homer S. Taylor, Chicago, Ill.	15 24	49 78	25 25	93 105	21 20	99 82	61 69	241 265
Totals	39	127	50	198	40	181	130	506
C. S. Woodruff, Cincinnati, Ohio	16 17	58 37	19 28	77 124	22 21	118 73	57 66	253 234
Totals	33	95	47	201	43	191	123	487
Harry Richardson	13	51	22	90	18	78	63	219
Boston, Mass.	13	37	25	115	18	68	56	220
Totals	26	88	47	205	36	146	119	439
D. F. McGowan, Washington, D. C. ...	17 16	63 48	23 17	111 61	13 9	65 35	53 42	239 144
Totals	33	111	40	172	22	100	95	383
T. F. Scott, Cincinnati, Ohio	15 18	41 60	16 21	58 79	15 14	71 66	36 53	170 205
Totals	33	101	37	137	29	137	89	375
C. Dallen, Boston, Mass.	18 20	52 90	18 26	54 96	18 19	60 53	54 65	116 239
Totals	38	142	44	150	37	113	119	355
L. W. Maxson, Washington, D. C., ...	20 13	80 53	20 15	76 39	17 17	55 79	46 45	170 171
Totals	33	133	35	115	34	134	91	341
E. J. Taylor, Cincinnati, Ohio	10 6	32 24	23 22	71 74	21 12	77 50	54 40	180 148
Totals	16	56	45	145	33	127	94	328
E. B. Weston, Chicago, Ill.	8 14	30 36	11 12	41 40	14 17	52 69	33 43	123 145
Totals	22	66	23	81	31	121	76	268
E. I. Bruce, Chicago, Ill.	5 6	17 28	8 25	36 91	11 7	29 37	24 38	82 156
Totals	11	45	33	127	18	66	52	238

Championship won by G. P. Bryant, 7 points R. Williams, 2 points; Will H. Thompson, 1 point. Total, 10 points.

Olympic range medals—100 yds., Col. R. Williams; 80 yds., Will H. Thompson; 60 yds., E. Frentz.


National Association range medals—100 yds., Col. R. Williams; 80 yds., Will H. Thompson.



1; Col. William; 2, Pres. Thompson; 3, G. P. Bryant; 4, W. A. Clark.
SNAPSHOTS TAKEN AT OLYMPIC TOURNAMENT, ST. LOUIS, 1904.

DOUBLE AMERICAN ROUND.

	60 yds.		50 yds.		40 yds.		Totals	
	Hits	Score	Hits	Score	Hits	Score	Hits	Score
G. P. Bryant	29	127	30	172	30	194	89	493
	27	143	30	194	30	218	87	555
Totals	56	270	60	366	60	412	176	1048
R. Williams	26	152	30	176	30	204	86	532
	26	121	27	135	30	200	83	459
Totals	52	276	57	311	60	404	169	991
Will H. Thompson	26	122	28	140	30	204	84	466
	25	139	28	150	30	194	83	483
Totals	51	261	56	290	60	398	167	949
C. S. Woodruff	21	87	28	140	30	196	79	423
	29	131	29	145	30	208	88	484
Totals	50	218	57	285	60	404	167	907
W. A. Clark	28	130	29	153	30	182	87	465
	22	112	26	120	29	183	77	415
Totals	50	242	55	273	59	365	164	880
Ben. Keys	24	102	26	148	29	157	79	407
	25	131	25	115	29	187	79	433
Totals	49	233	51	263	58	344	158	840
Wallace Bryant	24	114	30	160	30	164	34	438
	22	98	24	112	30	170	76	380
Totals	46	212	54	272	60	334	160	818
Cyrus Dallen	25	111	28	158	28	152	81	421
	18	92	27	131	30	172	75	395
Totals	43	203	55	289	58	324	156	816
H. Richardson	24	144	30	144	29	137	83	425
	22	102	29	141	29	145	80	388
Totals	46	246	59	285	58	282	163	813
Homer S. Taylor.....	28	104	28	134	29	167	85	405
	21	81	24	130	29	195	74	406
Totals	49	185	52	264	58	362	159	811
C. R. Hubbard	23	97	23	117	29	177	75	391
	23	89	25	125	28	174	76	388
Totals	46	186	48	242	57	351	151	779




POTOMAC ARCHERY RANGE, WASHINGTON, D. C.

	60 yds		50 yds.		40 yds.		Totals	
	Hits	Score	Hits	Score	Hits	Score	Hits	S're
L. W. Maxson	21	93	28	146	30	174	79	413
	21	95	28	126	29	143	78	364
Totals	42	188	56	272	59	317	157	777
G. C. Spencer.....	23	93	26	106	27	103	76	302
	24	128	27	135	26	136	77	399
Totals	47	221	53	241	53	239	153	701
S. H. Duvall.....	16	82	19	103	28	146	63	331
	24	76	24	116	30	176	78	368
Totals	40	158	43	219	58	322	141	699
E. Frenz	19	73	23	129	28	156	70	358
	12	44	27	111	26	152	65	307
Totals	31	117	50	240	54	308	135	665
A. B. Casselman.....	18	62	26	134	27	137	71	333
	18	70	19	93	28	132	65	295
Totals	36	132	45	227	55	269	136	628
T. F. Scott	18	74	18	76	24	126	60	276
	18	52	26	116	26	118	70	286
Totals	36	126	44	192	50	244	130	562
R. E. Taylor	13	49	19	97	23	87	55	233
	20	80	24	110	22	110	66	300
Totals	33	129	43	207	45	197	121	533
E. I. Bruce	11	63	18	84	28	130	57	277
	11	37	17	75	27	127	55	239
Totals	22	100	35	159	55	257	112	516
E. H. Weston	19	85	19	79	20	90	58	254
	11	61	17	65	26	128	54	254
Totals	30	146	36	144	46	218	112	508
E. B. Weston	14	52	19	71	24	132	57	255
	12	56	15	61	22	78	49	195
Totals	26	108	34	132	46	210	106	450
W. G. Valentine	6	14	13	55	22	84	41	153
	3	13	14	62	25	117	42	192
Totals	9	27	27	117	47	201	83	345

Championship won by G. P. Bryant, 8 3-5 points.

Olympic range medals; also National Association—60 yds., Harry Richardson; 50 yds., Cyrus Dallin; 40 yds., C. S. Woodruff.



GRAND NATIONAL ARCHERY MEETING AT MALVERN, ENGLAND, 1904. SHOOTING FOR THE LADIES' CHAMPIONSHIP. (MISS BETHELL NEAREST ARCHER.)
From the Queen.

TEAM CONTEST.

96 arrows at 60 yards.

Potomac Archers, Washington, D. C.:		Boston A. C.:		Hits	Score
Will H. Thompson..	83	Phil Bryant	85	443	
Col. R. Williams...	82	Wallace Bryant ...	68	296	
L. W. Maxson.....	71	C. Dallin	65	267	
G. C. Spencer	64	H. Richardson	64	262	
		Totals	282	1268	
Totals	300				1344

Cincinnati A. C.:		Chicago A. C.:		Hits	Score
C. S. Woodruff....	85	Ben Keys	71	345	
W. A. Clark	79	H. S. Taylor	71	321	
C. R. Hubbard	71	Dr. E. B. Weston..	45	139	
S. H. Duvall	68	E. I. Bruce	37	137	
		Totals	224	942	
Totals	303				1341

Championship won by Potomac Archers, N. A. A. Potomac medal won by George P. Bryant.


Flight championship won by L. W. Maxson. Distance, 259 yards.

DOUBLE NATIONAL ROUND.

	60 yds.		50 yds.		Totals	
	Hits	Score	Hits	Score	Hits	Score
Mrs. M. C. Howell.....	45	211	22	104	67	315
	42	206	21	99	63	305
Totals	87	417	43	203	130	620
Mrs. H. Pollock	37	161	19	89	56	250
	31	111	16	58	47	163
Totals	68	272	35	147	103	419
Miss E. C. Cook.....	33	125	21	99	54	224
	27	105	22	90	49	195
Totals	60	230	43	189	103	419
Mrs. C. S. Woodruff	8	26	20	68	28	94
	21	75	17	65	38	140
Totals	29	101	37	133	66	234
Miss Mabel Taylor	10	38	13	37	23	75
	14	56	9	29	23	85
Totals	24	94	22	66	46	160
Miss Leonie Taylor	13	59	8	34	21	93
	8	26	10	40	18	66
Totals	21	85	18	74	39	159

Championship won by Mrs. M. C. Howell, 7½ points; Miss E. C. Cooke, ½ point. Total, 8 points.

Olympic and National Association range medals—60 yds., Mrs. H. Pollock; 50 yds., Miss E. C. Cooke.



SIXTY YARDS' RANGE, DAYTON, OHIO, 1895.

DOUBLE COLUMBIA ROUND.

	50 yds.		40 yds.		30 yds.		Totals	
	Hits	Score	Hits	Score	Hits	Score	Hits	Score
Mrs. M. C. Howell.....	23	125	24	136	24	174	71	435
	22	120	24	138	24	174	70	432
Totals	45	245	48	274	48	348	141	867
Miss E. Cooke	17	77	22	94	24	146	63	317
	17	73	22	108	24	132	63	313
Totals	34	150	44	202	48	278	126	630
Mrs. H. Pollock	19	79	19	95	23	131	61	305
	18	62	21	109	24	154	63	325
Totals	37	141	40	204	47	285	124	630
Mrs. C. S. Woodruff	13	47	18	74	23	135	54	256
	14	54	21	91	24	146	59	291
Totals	27	101	39	165	47	281	113	547
Miss Mabel Taylor	9	27	11	45	22	98	42	170
	5	23	4	12	8	38	17	73
Totals	14	50	15	57	30	136	59	243
Miss L. Taylor	3	15	13	59	14	46	30	120
	2	4	4	14	17	91	23	109
Totals	5	19	17	73	31	137	53	229

Championship won by Mrs. M. C. Howell, 9½ points; Miss E. C. Cooke, ½ point. Total, 10 points.

Olympic range medals—50 yds., Mrs. C. S. Woodruff; 40 yds., Miss Leonie Taylor; 30 yds., Miss Mabel Taylor.

National Association range medals—40 yds., Mrs. C. S. Woodruff; 30 yds., Miss L. Taylor.


TEAM CONTEST.

96 arrows at 50 yds.

Cincinnati A. C. (no competitor) :	Hits	Score
Mrs. M. C. Howell.....	91	459
Mrs. H. Pollock	71	301
Mrs. C. S. Woodruff	62	254
Miss L. Taylor	36	130
Totals	260	1,144

Olympic medal to team and individual medals to the several members.

Flight championship—Miss M. Taylor, 219 yds.



NATIONAL ARCHERY MEETING, WASHINGTON, D. C., 1894.

The twenty-seventh annual meeting of the National Association was held on the campus at Washington Park, Chicago, Ill., August 15, 16 and 17, 1905. Cloudy weather on the first two days and a high wind across the range rendered high scoring at the longer distances impossible. The increased attendance showed that interest in archery had grown during the year since the Olympian games. The leading records follow:


DOUBLE YORK ROUND.

	100 yds.		80 yds.		60 yds.		Totals	
	Hits	Score	Hits	Score	Hits	Score	Hits	S're
G. P. Bryant.....	72	274	59	259	41	183	172	716
H. S. Taylor.....	55	227	62	284	44	198	161	709
Will H. Thompson....	58	242	67	265	42	188	167	695
W. Bryant.....	42	154	64	252	40	170	146	576
Col. R. Williams.....	39	155	54	248	36	160	129	563
Ben. Keys.....	34	140	54	224	42	178	130	542
A. R. Clark.....	42	146	49	197	37	183	128	526
L. W. Maxson.....	34	122	43	171	43	217	120	510
C. S. Woodruff.....	30	100	49	197	34	168	113	465
Er. W. C. Williams....	43	165	41	181	32	136	116	482
H. Richardson.....	55	213	36	132	34	108	125	453
W. G. Valentine.....	26	110	29	123	38	174	93	407
C. C. Beach.....	23	77	41	149	42	180	106	406
T. F. Scott.....	23	79	36	124	31	129	90	332
A. B. Casselman.....	23	105	21	79	27	117	71	301
E. I. Bruce.....	23	93	34	118	21	81	78	292
T. Hussey.....	17	61	25	101	22	86	64	248
Dr. E. E. Weston.....	20	80	17	63	18	76	55	219
Dr. A. M. Phillips....	11	35	24	74	27	99	62	208
A. E. Spink.....	9	29	20	74	25	103	54	206

Championship won by Mr. G. P. Bryant, 6 points; H. S. Taylor, 2 points; Will H. Thompson, 1 point; L. W. Maxson, 1 point.

DOUBLE AMERICAN ROUND.

	60 yds.		50 yds.		40 yds.		Totals	
	Hits	Score	Hits	Score	Hits	Score	Hits	S're
C. C. Beach.....	56	280	58	354	60	372	174	1006
W. H. Thompson.....	52	262	59	339	59	367	170	968
H. S. Taylor.....	52	268	60	338	58	360	170	966
G. P. Bryant.....	47	265	57	325	60	376	164	966
C. S. Woodruff.....	54	252	57	329	60	348	171	933
A. R. Clark.....	49	227	55	287	59	347	163	861
W. Bryant.....	39	173	55	317	56	320	150	810
W. G. Valentine.....	49	231	54	254	58	294	161	779
W. A. Clark.....	42	188	52	276	59	297	153	761
Col. R. Williams.....	43	171	56	244	56	336	155	751
L. W. Maxson.....	40	158	56	256	57	337	153	751
Ben. Keys.....	36	166	47	215	58	340	141	721
C. R. Hubbard.....	30	128	56	228	59	317	145	673
T. F. Scott.....	38	154	48	212	59	303	145	669
Dr. W. C. Williams....	36	172	43	183	58	308	137	663



COMPETITORS AT THE GRAND NATIONAL ARCHERY MEETING, ENGLAND, 1904.

From the Queen.

	60 yds.		50 yds.		40 yds.		Totals	
	Hits	Score	Hits	Score	Hits	Score	Hits	S're
D. F. McGowan.....	35	151	53	231	58	276	146	658
G. F. Henry.....	37	175	41	187	52	284	130	646
K. Y. Taylor.....	43	167	47	199	52	268	142	634
A. B. Casselman.....	39	127	49	201	52	278	140	606
T. Hussey.....	29	129	46	192	54	284	129	605
H. Richardson.....	33	129	51	165	51	253	135	547
E. I. Bruce.....	31	145	39	169	53	225	123	539
Dr. A. M. Phillips.....	29	117	45	201	47	211	121	529
A. E. Spink.....	23	67	53	175	53	275	129	517
F. A. Bruce.....	18	102	39	157	49	229	106	488
H. R. Bruce.....	18	76	39	129	48	206	105	411
Dr. E. B. Weston.....	22	76	30	122	45	189	97	387

Championship won by Mr. C. C. Beach, 7 1-3 points; G. P. Bryant, 1 1-3 point; H. S. Taylor, 1 point; C. S. Woodruff, 1-3 point.

DOUBLE NATIONAL ROUND.

	60 yds.		50 yds.		Totals	
	Hits	Score	Hits	Score	Hits	S're
Mrs. M. C. Howell.....	80	366	44	204	124	570
Mrs. A. M. Phillips.....	64	244	42	220	106	464
Mrs. F. E. Canfield.....	22	80	22	70	44	150

Mrs. M. C. Howell won the championship, 7 points; Mrs. A. M. Phillips, 1 point.

DOUBLE COLUMBIAN ROUND.

	50 yds.		40 yds.		30 yds.		Totals	
	Hits	Score	Hits	Score	Hits	Score	Hits	S're
Mrs. M. C. Howell.....	47	253	47	305	48	352	142	910
Mrs. A. M. Phillips....	34	162	45	223	48	314	127	699
Mrs. C. S. Woodruff....	14	52	38	212	45	283	97	547
Mrs. F. E. Canfield....	28	92	34	140	44	252	106	484
Mrs. E. B. Weston.....	13	47	29	109	41	231	83	387

Mrs. M. C. Howell won the championship, 9 1-2 points; Mrs. A. M. Phillips, 1-2 point.

The Ladies' team contest, 96 arrows at 50 yards, was won by the Chicago Archery Club, their score being:

	Hits	Score
Mrs. E. B. Weston.....	44	150
Mrs. F. E. Canfield.....	56	210
Mrs. G. Bryant.....	48	198
Miss Bruce.....	14	58
	<hr/>	<hr/>
	162	616

Individual scores at the same contest were:

	Hits	Score
Mrs. M. C. Howell.....	94	574
Mrs. C. S. Woodruff.....	45	165
	<hr/>	<hr/>
	139	739

GENTLEMEN'S TEAM CONTEST.

96 arrows at 60 yards.

Chicago Archery Club—	Hits	Score
H. S. Taylor.....	81	403
A. W. Huston.....	76	326
Ben. Keys	77	327
W. G. Valentine.....	75	311
	<hr/>	<hr/>
	309	1367
 Cincinnati Archery Club—		
C. S. Woodruff.....	74	356
A. R. Clark	81	355
W. A. Clark.....	72	324
C. R. Hubbard.....	63	281
	<hr/>	<hr/>
	290	1316
 Potomac Archers—		
L. W. Maxson.....	82	424
Will H. Thompson.....	85	381
Col. R. Williams.....	76	298
A. B. Casselman.....	34	132
	<hr/>	<hr/>
	277	1235
 Boston Archery Club—		
G. P. Bryant.....	90	440
W. Bryant	77	353
H. Richardson	84	330
	<hr/>	<hr/>
	251	1123
 Chicago A. C. Second Team—		
A. E. Spink.....	53	213
E. I. Bruce.....	47	185
H. Bruce	38	152
F. Bruce	47	187
	<hr/>	<hr/>
	187	737
 Des Moines Archery Club—		
R. Fullerton	47	171
T. Hussey	56	234
G. F. Henry.....	41	137
Mr. Temple	26	94
	<hr/>	<hr/>
	170	636
 Individual scores at the same contest were:		
C. C. Beach.....	90	424
W. C. Williams.....	67	247
D. F. McGowan.....	57	241

The flight championship was won by Mr. Wallace Bryant. Distance, 240 yards.

PREVIOUS WINNERS.

GENTLEMEN.

DOUBLE YORK ROUND (CHAMPIONSHIP).

	100 yds.		80 yds.		60 yds.		Totals	
	Hits	Score	Hits	Score	Hits	Score	Hits	S're
1879—W. H. Thompson	70	236	63	233	39	155	172	624
1880—L. L. Peddinghaus	55	221	56	274	41	211	152	708
1881—F. H. Walworth	67	261	64	262	42	240	173	763
1882—H. S. Taylor...	55	151	67	275	46	252	168	678 ^a
1883—R. Williams, Jr.	76	300	79	371	44	236	199	907
1884—W. H. Thompson	63	237	68	314	43	209	174	760
1885—R. Williams, Jr.	91	357	78	360	46	278	215	995
1886—W. A. Clark ...	43	195	72	298	43	225	158	718
1887—W. A. Clark ...	42	134	64	244	43	201	149	579
1888—W. H. Thompson	66	244	71	309	38	180	175	733 ^b
1889—L. W. Maxson..	66	220	68	308	46	238	180	766
1890—L. W. Maxson..	62	252	59	231	45	235	166	718
1891—L. W. Maxson..	53	197	66	304	44	218	163	719
1892—L. W. Maxson..	58	216	72	310	42	196	172	722
1893—L. W. Maxson..	59	241	60	220	45	253	164	714
1894—L. W. Maxson..	58	202	57	213	38	184	153	599
1895—W. R. Robinson	61	283	67	241	41	225	169	749
1896—D. F. McGowan	43	161	38	132	37	159	118	462
1897—W. A. Clark...	59	221	59	223	41	189	159	633
1898—L. W. Maxson..	61	241	63	259	35	277	159	677
1899—M. C. Howell..	51	185	53	215	34	170	138	590
1900—A. R. Clark...	59	213	76	342	45	205	180	758
1901—W. H. Thompson	61	237	57	229	45	215	163	681
1902—R. Williams, Jr.	56	212	56	228	38	172	150	612
1903—W. Bryant ...	50	212	66	240	41	201	157	653
1904—G. P. Bryant...	79	281	67	293	46	246	192	820
1905—G. P. Bryant...	72	274	59	259	41	183	172	716

(a) Mr. H. S. Taylor won by points, Mr. D. A. Nash making highest gross score: 167 hits, 713 score.

(b) Mr. Will H. Thompson won by points, Mr. L. W. Maxson making highest score: 171 hits, 739 score.

DOUBLE AMERICAN ROUND.

	60 yds.		50 yds.		40 yds.		Totals	
	Hits	Score	Hits	Score	Hits	Score	Hits	S're
1883—R. Williams, Jr..	56	290	60	392	60	404	176	1086
1884—R. Williams, Jr..	57	301	60	356	59	367	176	1024
1885—R. Williams, Jr..	57	295	60	356	60	404	177	1055
1886—W. A. Clark...	59	313	60	388	60	396	179	1097
1887—W. A. Clark...	54	266	60	342	60	384	174	992
1888—L. W. Maxson...	59	277	56	280	60	404	175	961
1889—J. T. Shewan...	52	256	59	315	60	380	171	951
1890—L. W. Maxson..	51	255	59	241	60	400	170	996
1891—L. W. Maxson..	54	244	60	362	60	402	174	1008
1892—L. W. Maxson..	57	287	60	354	60	400	177	1041
1893—L. W. Maxson..	60	324	57	323	58	336	175	983
1894—J. Benckenstein.	50	240	60	292	59	339	169	871
1895—L. W. Maxson...	53	287	59	325	60	402	172	1014
1896—L. W. Maxson...	54	272	56	306	60	364	170	942
1897—W. A. Clark...	48	208	54	284	57	299	159	791
1898—J. L. Taylor....	50	246	57	315	58	324	165	885

	60 yds.		50 yds.		40 yds.		Totals	
	Hits	Score	Hits	Score	Hits	Score	Hits	S're
1899—W. A. Clark.....	46	234	57	265	56	312	159	811
1900—A. R. Clark....	58	312	60	338	59	375	177	1025
1901—C. S. Woodruff..	51	275	48	248	60	330	159	853
1902—R. Williams, Jr..	50	286	55	283	59	361	164	930
1903—R. Williams, Jr..	53	251	58	298	59	345	170	878
1904—G. P. Bryant....	56	270	60	366	60	412	176	1048
1905—C. C. Beach.....	56	280	58	354	60	372	174	1006

POTOMAC ROUND.

24 arrows each at 80, 70 and 60 yds.

	80 yds.		70 yds.		60 yds.		Totals	
	Hits	Score	Hits	Score	Hits	Score	Hits	S're
*1887—G. C. Darlington	15	69	26	108	34	184	75	361
1888—W. A. Clark... 13	51	12	32	23	119	48	202	
1889—M. C. Howell.. 10	30	14	68	24	120	48	218	
1890—L. W. Maxson.. 16	68	20	86	23	125	59	279	
1891—L. W. Maxson.. 13	51	23	127	22	114	58	292	
†1892—L. W. Maxson.. 14	62	18	92	22	106	54	230	
1893—L. W. Maxson.. 15	57	19	91	21	111	55	259	

*—Double Round.

†Tied by M. C. Howell. The tie was shot off with six arrows, Mr. Maxson winning by 13 points.

TEAM CONTESTS (4 A SIDE), AMERICAN ROUND.

	Hits	Score
1879—Wabash Merry Bowmen	302	1508
1880—Marietta, Ohio, Archers.....	314	1640
1881—College Hills A. C., Cincinnati, Ohio.....	315	1611
96 arrows at 60 yds.		
1882—College Hills A. C., Cincinnati, Ohio	309	1435
1883—Highland A. C., Wyoming, Ohio.....	294	1332
1884—Battle Creek A. C., Battle Creek, Mich.....	315	1428
1885—Highland A. C., Wyoming, Ohio.....	327	1509
1886—Highland A. C., Wyoming, Ohio.....	285	1283
1887—Brooklyn A. C., Brooklyn, N. Y.....	301	1349
1888—Highland A. C., Wyoming, Ohio.....	316	1636
1889—Walnut Hills A. C., Cincinnati, Ohio.....	291	1367
1890—Walnut Hills A. C., Cincinnati, Ohio.....	314	1486
1891—Walnut Hills A. C., Cincinnati, Ohio.....	283	1307
1892—Walnut Hills A. C., Cincinnati, Ohio.....	311	1367
1893—Walnut Hills A. C., Cincinnati, Ohio.....	297	1383
1894—Potomac Archers, Washington D. C. (No other team present.)		
1895—Walnut Hills A. C., Cincinnati, Ohio.....	286	1294
1896—Potomac Archers, Washington, D. C.....	252	1086
1897—Potomac Archers, Washington, D. C.....	297	1335
1898—Highland A. C., Wyoming, Ohio.....	284	1314
1899—Highland A. C., Wyoming, Ohio.....	275	1181
1900—Highland A. C., Wyoming, Ohio.....	306	1334
1901—Potomac Archers, Washington, D. C.....	296	1314
1902—Potomac Archers, Washington, D. C.....	287	1343
1903—Potomac Archers, Washington, D. C.....	284	1242
1904—Potomac Archers, Washington, D. C.....	300	1344
1905—Chicago A. C., Chicago, Ill.....	309	1367

FLIGHT SHOOTING.

	Yards.
1882—J. Wilkinson, Chicago, Ill.....	213
1885—W. P. Webb, Eaton, Ohio.....	234
1886—J. J. Watrous, Cincinnati, Ohio.....	210
1887—L. W. Maxson, Washington, D. C.....	226
1888—L. W. Maxson, Washington, D. C.....	233
1889—L. W. Maxson, Washington, D. C.....	266
1890—L. W. Maxson, Washington, D. C.....	268 ½
1891—L. W. Maxson, Washington, D. C.....	290
1892—L. W. Maxson, Washington, D. C.....	213
1893—C. J. Strong, Cincinnati, Ohio.....	285 ½
1894—L. W. Maxson, Washington, D. C.....	253
1895—G. Benckenstein, Wyoming, Ohio.....	247
1896—L. W. Maxson, Washington, D. C.....	250
1897—L. W. Maxson, Washington, D. C.....	240
1898—L. W. Maxson, Washington, D. C.....	247
1899—L. W. Maxson, Washington, D. C.....	224
1900—L. W. Maxson, Washington, D. C.....	251
1901—R. E. Taylor, Cincinnati, Ohio.....	230
1902—A. E. Whitman, Boston, Mass.....	244
1903—L. W. Maxson, Washington, D. C.....	246
1904—L. W. Maxson, Washington, D. C.....	259
1905—W. Bryant, Boston, Mass.....	240

LADIES' DOUBLE NATIONAL ROUND (CHAMPIONSHIP).

	60 yds.		50 yds.		Totals	
	Hits	Score	Hits	Score	Hits	S're
1881—Mrs. A. H. Gibbs.....	61	233	36	160	97	393
1882—Mrs. A. H. Gibbs.....	63	251	38	198	101	449
1883—Mrs. M. C. Howell.....	85	413	47	277	132	690
1884—Mrs. H. Hall.....	46	204	42	212	88	416
1885—Mrs. M. C. Howell.....	75	353	46	252	121	605
1886—Mrs. M. C. Howell.....	82	386	44	238	126	624
1887—Mrs. A. M. Phillips.....	83	385	48	246	131	631
1888—Mrs. A. M. Phillips.....	82	424	42	258	124	682
1889—Mrs. A. M. Phillips.....	89	481	44	232	133	713
1890—Mrs. M. C. Howell.....	79	353	46	226	125	579
1891—Mrs. M. C. Howell.....	59	221	45	243	104	464
1892—Mrs. M. C. Howell.....	79	353	48	272	127	625
1893—Mrs. M. C. Howell.....	84	380	45	247	129	627
1894—Mrs. A. Kern.....	67	343	45	237	112	580
1895—Mrs. M. C. Howell.....	86	474	46	282	132	756
1896—Mrs. M. C. Howell.....	81	561	45	249	126	610
1897—Mrs. J. S. Barker.....	70	294	42	226	112	520
1898—Mrs. M. C. Howell.....	88	428	44	210	130	638
1899—Mrs. M. C. Howell.....	84	426	46	242	130	668
1900—Mrs. M. C. Howell.....	81	387	44	268	125	665
1901—Mrs. C. S. Woodruff.....	24	146	33	145	67	291
1902—Mrs. M. C. Howell.....	82	366	44	238	126	604
1903—Mrs. M. C. Howell.....	87	381	48	272	135	653
1904—Mrs. M. C. Howell.....	87	417	43	203	130	620
1905—Mrs. M. C. Howell.....	80	366	44	204	124	570

DOUBLE COLUMBIA ROUND.

	Hits	Score	Hits	Score	Hits	Score	Hits	S're
	50 yds.		40 yds.		30 yds.		Totals	
1879—Mrs. S. Brown...	28	132	36	152	46	264	110	548
1880—Mrs. T. Davis ...	30	112	37	203	47	283	114	598
1883—Mrs. M. C. Howell	46	272	48	316	48	352	142	940
1885—Mrs. M. C. Howell	46	232	48	276	48	334	142	842
1886—Mrs. M. C. Howell	47	283	48	284	48	326	143	893
1887—Mrs. A. M. Phillips	46	286	48	318	48	376	142	980
1888—Mrs. A. M. Phillips	45	255	48	300	48	346	141	901
1889—Mrs. A. M. Phillips	47	267	48	320	48	358	143	945
1890—Mrs. M. C. Howell	48	292	48	320	48	354	144	966
1891—Mrs. M. C. Howell	42	224	47	259	48	330	137	813
1892—Mrs. M. C. Howell	44	206	48	282	48	330	140	818
1893—Mrs. M. C. Howell	45	233	48	302	48	344	141	879
1894—Mrs. A. Kern ...	39	169	38	212	47	291	124	666
1895—Mrs. M. C. Howell	45	281	48	332	48	356	141	969
1896—Mrs. M. C. Howell	48	290	48	316	48	384	144	990
1897—Mrs. J. S. Barker	42	190	45	237	48	320	135	747
1898—Mrs. M. C. Howell	45	247	45	305	48	362	140	914
1899—Mrs. M. C. Howell	45	251	48	292	48	342	141	885
1900—Mrs. M. C. Howell	47	265	47	303	48	340	142	908
1901—Mrs. C.S. Woodruff	37	177	42	198	40	252	119	627
1902—Mrs. M. C. Howell	45	215	48	282	48	352	141	849
1903—Mrs. M. C. Howell	45	233	47	303	48	276	140	862
1904—Mrs. M. C. Howell	45	245	48	274	48	348	141	867
1905—Mrs. M. C. Howell	47	253	47	305	48	352	142	910

TEAM CONTESTS (4 a side).

	Hits	Score
72 arrows at 40 yards.		
*1882—College Hills A. C., Cincinnati, Ohio.....	182	874
1883—Highland Archers, Wyoming, Ohio.....	238	1076
96 arrows at 50 yards.		
1884—.....	no contest	
1885—Highland Archers, Wyoming, Ohio.....	291	1321
*1886—Highland Archers, Wyoming, Ohio.....	167	751
1887—Robin Hood A. C., Dayton, Ky.....	279	1229
1888—Robin Hood A. C., Dayton, Ky.....	263	1169
1889—Robin Hood A. C., Dayton, Ky.....	222	876
1890—Walnut Hills A. C., Cincinnati, Ohio.....	268	1192
1891—Walnut Hills A. C., Cincinnati, Ohio.....	238	1070
1892.....	no contest	
1893—Walnut Hills A. C., Cincinnati, Ohio... no other team present		
1894—Potomac Archers, Washington, D. C... no other team present		
1895—.....	no contest	
1896—Potomac Archers, Washington, D. C.....	199	833
1897—Potomac Archers, Washington, D. C.....	218	932
1898—Walnut Hills A. C., Cincinnati, Ohio.....	231	1033
1899—Walnut Hills A. C., Cincinnati, Ohio... no other team present		
1900—Walnut Hills A. C., Cincinnati, Ohio.....	216	938
1901—Highland Archers, Wyoming, Ohio.....	196	864
1902.....	no contest	
1903—Cincinnati Archery Association.....	285	1307
1904—Cincinnati Archery Association.....	260	1144
1905—Chicago A. C., Chicago, Ill.....	162	616

*3 a side.

FLIGHT SHOOTING.

1882—Mrs. Frye, Williamsport, Pa.....	162	yards
1886—Mrs. A. M. Phillips, Battle Creek, Mich.....	183	yards
1887—Mrs. A. M. Phillips, Battle Creek, Mich.....	175	2-3 yards
1888—Miss E. C. Cook, Washington, D. C.....	180	yards
1889—Mrs. A. Kern, Dayton, Ohio.....	210	1-3 yards
1890—Mrs. A. Kern, Dayton, Ohio.....	189	1-6 yards
1891—Miss E. C. Cooke, Washington, D. C.....	211	1-3 yards
1892—Mrs. J. G. Graf, Walnut Hills, Cincinnati, Ohio..	151	yards
1893—Miss M. E. Strong, Cincinnati, Ohio.....	187	yards
1894—Miss E. C. Cooke, Washington, D. C.....	178	1-6 yards
1895—Mrs. J. S. Barker, Washington, D. C.....	197	yards
1896—Miss E. C. Cooke, Washington, D. C.....	182	yards
1897—Miss E. C. Cooke, Washington, D. C.....	172	yards
1899—Mrs. A. Kern, Dayton, Ohio.....	211	yards
1900—Mrs. M. C. Howell, Norwood, Ohio.....	141	yards
1901—Miss Georgie Clark, Wyoming, Ohio.....	195	yards
1902—Miss E. C. Cooke, Washington, D. C.....	190	yards
1903—Miss Mabel Taylor, Cincinnati, Ohio.....	174	yards
1904—Miss Mabel Taylor, Cincinnati, Ohio.....	219	yards

Tournaments

ANNUAL TOURNAMENT OF THE OHIO STATE ASSOCIATION.

Shot at Pleasant Ridge, Ohio, Aug. 13, 20, and 27, 1904.

Owing to the difficulty of securing a fair attendance of archers at a State meeting so near the date set for the National meeting, it was decided to hold the State Association Tournament upon successive Saturday afternoons at a point near Cincinnati, from which city or its suburbs most of the contestants come. The plan proved reasonably successful. The records made were:

SINGLE YORK ROUND.

	100 yds.		80 yds.		60 yds.		Totals	
	Hits	Score	Hits	Score	Hits	Score	Hits	S're
W. A. Clark	16	58	29	121	19	87	64	266
C. S. Woodruff	15	53	26	94	20	96	61	243
M. C. Howell	18	78	14	52	21	89	53	219
T. F. Scott	20	70	13	47	19	85	52	202
C. J. Strong	11	47	14	60	19	85	44	192
Dr. R. E. Taylor	7	19	13	45	11	39	31	103

Championship won by W. A. Clark, 6 points; M. C. Howell, 2 points; C. S. Woodruff, 1 point; T. F. Scott, 1 point. Total, 10 points.

DOUBLE AMERICAN ROUND.

	60 yds.		50 yds.		40 yds.		Totals	
	Hits	Score	Hits	Score	Hits	Score	Hits	S're
C. S. Woodruff	53	235	56	316	58	374	167	925
W. A. Clark	48	218	48	264	60	354	156	836
M. C. Howell	41	197	50	244	57	315	148	756
T. F. Scott	39	185	47	215	55	247	141	647
C. J. Strong	29	123	49	201	53	263	131	587
C. R. Hubbard	28	114	47	197	53	275	128	586
*G. W. Pickard	18	84	24	114	29	157	71	355

*Shot single American only.

Championship won by C. S. Woodruff, 9 points; W. A. Clark, 1 point. Total, 10 points.

TEAM CONTEST.

96 arrows at 60 yards.

	1st 24		2d 24		3rd 24		4th 24		Totals	
	Hits	Score	Hits	Score	Hits	Score	Hits	Score	Hits	S're
C. S. Woodruff..	19	79	22	110	20	104	24	128	85	421
M. C. Howell...	17	67	21	119	20	72	23	125	81	383
W. A. Clark....	20	84	22	96	20	82	22	102	84	364

	1st 24		2nd 24		3rd 24		4th 24		Totals	
	Hits	Score	Hits	Score	Hits	Score	Hits	Score	Hits	S're
T. F. Scott.....	20	78	19	87	16	70	19	71	74	306
C. R. Hubbard..	14	60	12	42	21	97	19	89	66	288
G. R. Pickard... 14	74	11	45	17	83	10	46	52	248	
C. J. Strong....	15	61	16	60	15	73	13	51	59	245
Dr. R. E. Taylor.	12	40	18	74	12	34	16	60	58	208

Team pins won by C. S. Woodruff, M. C. Howell, W. A. Clark, and T. F. Scott.

DOUBLE NATIONAL ROUND.

	60 yds.		50 yds.		Totals	
	Hits	Score	Hits	Score	Hits	S're
Mrs. M. C. Howell.....	88	436	47	283	135	719
Mrs. H. W. Pollock.....	44	154	40	190	84	344
Mrs. G. W. Pickard.....	52	218	27	109	79	327
Mrs. C. S. Woodruff.....	47	165	25	111	72	276
Miss Georgia Clark.....	49	199	21	65	70	264
Miss Mabel Taylor.....	24	92	19	73	43	165
Miss Mary Strong.....	11	43	4	18	15	61

Championship won by Mrs. M. C. Howell, 8 points.

DOUBLE COLUMBIA ROUND.

	50 yds.		40 yds.		30 yds.		Totals	
	Hits	Score	Hits	Score	Hits	Score	Hits	S're
Mrs. M. C. Howell.....	43	215	47	305	48	332	138	852
Mrs. H. W. Pollock.....	40	172	44	224	46	270	130	666
Mrs. C. S. Woodruff....	50	132	42	192	48	268	120	612
Mrs. G. W. Pickard....	23	95	30	106	42	206	95	407
Miss Mabel Taylor.....	20	80	27	125	36	170	83	375
Miss L. McLaughlin....	13	35	27	105	39	193	79	333
Miss Mary Strong.....	13	47	25	117	40	166	78	330

Championship won by Mrs. M. C. Howell, 10 points.

TEAM CONTEST.

SINGLE COLUMBIA ROUND.

	50 yds.		40 yds.		30 yds.		Totals	
	Hits	Score	Hits	Score	Hits	Score	Hits	S're
Mrs. M. C. Howell.....	23	127	23	149	24	178	70	454
Mrs. H. W. Pollock....	19	81	22	114	24	136	65	331
Mrs. C. S. Woodruff....	11	37	19	97	24	132	54	266
Mrs. G. W. Pickard....	13	67	18	80	21	87	52	234
Miss Mabel Taylor....	7	41	14	64	19	93	40	198
Miss Mary Strong.....	16	50	16	64	16	82	48	196

Team pins won by Mrs. M. C. Howell, Mrs. H. W. Pollock, Mrs. C. S. Woodruff, and Mrs. G. W. Pickard.

CONTEST FOR HOWELL MEDAL.

	72 arrows at 50 yards.		Totals	
	Hits	S're	Hits	S're
Mrs. M. C. Howell.....	67	349		
Mrs. H. W. Pollock.....	58	286		
Miss Mabel Taylor.....	45	181		
Mrs. C. S. Woodruff.....	34	132		
Miss L. McLaughlin.....	31	123		
Miss G. Clark.....	28	100		
Miss Mary Strong.....	19	53		

Won by Mrs. Pollock. Mrs. Howell not contesting.

ANNUAL TOURNAMENT OF THE EASTERN ARCHERY ASSOCIATION.

Owing to the lateness of the season and the inability of the archers who had attended the National meeting at St. Louis to again gather from the remote sections of the East, it was decided to permit the Association members to shoot at Boston and Washington concurrently, Oct. 16 and 17, 1904. The leading records only are given:

DOUBLE YORK ROUND.

	100 yds.		80 yds.		60 yds.		Totals	
	Hits	Score	Hits	Score	Hits	Score	Hits	S're
George P. Bryant.....	42	172	41	185	23	137	106	494
	48	184	36	140	24	148	108	472
Totals							214	966
Will H. Thompson.....	44	178	39	193	22	118	105	489
	41	157	42	186	23	109	106	452
Totals							211	941
Wallace Bryant	35	115	35	161	22	146	92	442
	34	128	44	212	22	140	100	480
Totals							192	922

Mr. G..P. Bryant won the championship by 7 out of the 10 points.

DOUBLE AMERICAN ROUND.

	60 yds.		50 yds.		40 yds.		Totals	
	Hits	Score	Hits	Score	Hits	Score	Hits	S're
George P. Bryant	28	142	30	198	30	222	88	562
	29	191	30	206	30	210	89	607
Totals							177	1169
Wallace Bryant	29	141	29	167	30	186	88	494
	28	158	29	153	30	196	87	507
Totals							175	1001

Mr. George P. Bryant won the championship by 9 out of the 10 points.

Miss E. C. Cook won the National Round championship by 5 out of 8 points, her score being:

60 yards		50 yards		Totals	
Hits	Score	Hits	Score	Hits	Score
32	130	23	103	55	233
37	167	19	59	56	226
				111	459

Mrs. Barber won the championship at the Columbia Round by 7 points out of 10, her score being:

50 yards		40 yards		30 yards		Totals	
Hots	Score	Hits	Score	Hits	Score	Hits	Score
19	109	23	125	23	125	65	359
19	75	19	113	24	142	62	330
						127	689

THANKSGIVING ARCHERY.

The following scores were made at the usual Thanksgiving Day Shoot, November 24, 1904, 96 arrows at 60 yards.

CHICAGO ARCHERS.

The wind and light were very bad.

	Hits	Score	Hits	Score	Hits	S're	Hits	S're	Hits	S're
E. I. Bruce.....	22	116	20	84	20	112	17	93	79	405
Ben Keys	19	99	20	114	16	64	19	79	74	356
Dr. W. C. Williams..	11	35	18	82	15	69	15	65	59	251
F. A. Bruce	11	43	12	52	13	55	11	49	47	199
Dr. E. B. Weston....	13	45	9	25	12	34	9	25	43	129
H. R. Bruce	8	30	10	40	6	20	8	18	32	108
Mrs. A. C. Bryant...	4	16	4	10	6	20	16	56	30	102
A. E. Spink	4	8	4	6	4	16	8	38	20	68

CINCINNATI ARCHERS.

	Hits	Score	Hits	Score	Hits	S're	Hits	S're	Hits	S're
Mrs. H. W. Pollock..	16	70	18	84	18	76	21	93	73	323
Dr. R. E. Taylor....	13	45	11	39	19	75	18	76	61	235
Chas. R. Hubbard...	22	110	22	96	23	127	21	103	88	436
W. A. Clark	21	105	22	132	21	119	24	140	88	496

THE MAURICE THOMPSON ARCHERY CLUB, Forest Grove, Ore.

	Hits	Score	Hits	Score	Hits	S're	Hits	S're	Hits	S're
F. S. Barnes	19	99	21	107	20	102	21	103	81	411
Lr. C. S. Coghill.....	15	81	17	67	16	86	18	84	66	318

SEATTLE, WASHINGTON. Weather—Rain.

	Hits	Score	Hits	Score	Hits	S're	Hits	S're	Hits	S're
Will H. Thompson..	21	83	23	117	19	95	22	104	85	399

The Several Games

Variety gives zest in every pastime, so archery has its several forms, though target shooting is the only one often seen in this country.

ROVING.

Roving, or shooting at rovers, is probably the most ancient form of archery, since it embraces all essentials of hunting except the animated target. It consists of roving about and shooting at unmeasured marks, the winner of each flight selecting the next casual mark, a tuft of grass, a scrap of paper, or any other distinctive object. This is an excellent mode of practicing archery as the changing scene, varying distance, and healthful exercise give added interest to the sport.

FLIGHT.

Flight shooting, seeking to cast an arrow the greatest possible distance, is a branch of archery not much practiced at present. When the bow was a weapon of war a prime essential was to be able to hit an enemy before he could injure you. Flight shooting was then much in vogue. Now even clout shooting is restricted to the Woodmen of Arden and the Royal Company of Archers in Great Britain, though in the United States flight contests are held in connection with the meetings of the National and some of the minor associations.

Former British records have been preserved in some instances. Mr. James Rawson, of Cheetham Hill, near Manchester (died 1794) is said to have shot 360 yards. Mr. Troward (Royal Toxophilite Society) in 1798 on Moulsey Heath, in the presence of several gentlemen, shot 340 yards, using a 63-pound bow with a 29-inch arrow. More recently Mr. H. A. Ford shot 308 yards with a 68-pound bow.

In 1897, Major Straker, of the Royal Toxophilite Society, scored 310 yards, 1 foot, using a 68-pound bow with a 31-inch, 4-9 arrow.

The American record is held by Mr. L. W. Maxson, who scored 290 yards at the National Archery Association meeting in 1891.

Far greater distances than these have been shot when the short Turkish composite horn bow was used. In 1795, Mahwona Ef-findi, the Secretary of the Turkish Ambassador to England, shot a 25 1/2-inch arrow 480 yards in the presence of several members of the Royal Toxophilite Society. The bow which he used is still preserved at "Archers' Hall."

In the American competitions archers are restricted to the use of the full length long bow.

CLOUT SHOOTING.

More closely approximating practice before the target is clout shooting. The clout is a small white target of pasteboard or the like, about twelve inches in diameter, fastened to an upright stick which is driven obliquely into the ground. Sometimes several clouts are set at distances varying from a hundred to a hundred, and-fifty yards apart. All arrows count that hit or fall within two or three bow lengths of the clout.

TURTLE BACK.

This is another form of the pastime, imitative of the way in which the Indians of South America are wont to capture turtles when asleep upon the surface of their sluggish streams. A target is laid flat upon the ground, while the archers, standing at a distance, shoot high into the air, their shafts dropping at an angle into or about the target. The sport is made more interesting if the target is placed beyond a high tree, thus forcing a high cast of the arrows.

TARGET SHOOTING.

This is the usual form of archery practice. The target is made from straw, compactly bound into a rope, then sewed in spiral

form into a flat disc a little more than four feet in diameter. Upon this is tightly stretched a canvas or oilcloth covering marked by concentric rings or bands. The center or gold is 9.6 inches in diameter, while the width of each of the rings or color bands is just half that amount. The colors beginning at the center are: gold, red, blue, black, and white, the latter being usually bounded on the outside by a narrow band of green termed the petticoat. The values of the several colors are: gold, 9; red, 7; blue, 5; black, 3; white, 1. An arrow cutting or actually touching the line between two colors counts as a hit in that of higher value. Rebounds from the face of or arrows passing through the body of the target count as 1 hit, 1 point on score.

The target is mounted on a tripod or butt with its center just four feet from the ground, and should be inclined backward so as to receive the arrows as nearly perpendicular to its surface as possible.

Standing at the prescribed distance, the archer shoots at the target, seeking to make as many hits as possible and place the arrows in the gold. Three arrows are usually shot by each archer in turn, then three more, the six constituting an end. A certain number of ends complete a given range, while two or three ranges form a round. At most public meetings double rounds are shot.

ROUNDS.

The several rounds in use in the United States are:

The York Round.

72 arrows at 100 yards.

48 arrows at 80 yards.

24 arrows at 60 yards.

It is at the Double York Round that the championship is decided in the National and the several minor associations.

The American Round.

30 arrows at 60 yards.

30 arrows at 50 yards.

30 arrows at 40 yards.

At the Double American Round the short range championships are contested.

The mid-range championship, also the gentlemen's inter-club team contests are decided at the Potomac Round, which consists of 96 arrows at 60 yards, divided into four 24s for purpose of scoring.

The corresponding rounds for ladies are:

The National Round.

48 arrows at 60 yards.

24 arrows at 50 yards.

At the double of this the National championship is decided.

The Columbia Round.

24 arrows at 50 yards.

24 arrows at 40 yards.

24 arrows at 30 yards.

The ladies inter-club team and mid-range matches are contested with 96 arrows at 50 yards.

Scoring

In England the targets are usually set in pairs at both ends of the archery range. The bowman does not stand beside the target and shoot at that at the opposite end of the range, but takes position at a shooting peg, say five yards in front of the adjacent target, that opposite being set the required distance from the marker, with corresponding shooting peg in front. No persons are allowed in front of the line of targets except the contestants then shooting. Each one shooting his three arrows gives place to the next till all have shot six. The entire line of archers then advances to the far end of the range, where the target captain draws the shafts of each contestant, seeing that the scorer had correctly credited the same before so doing.

The scorer should be careful to cancel all spaces in the tally sheet, thus preventing any question as to the validity of the score arising, and should always foot his scores and prove them for both distances and rounds before handing his score sheet to the secretary of the meeting.

Both hits and score are counted in determining the winner in most matches, one point each being given for most hits and highest score at each distance and two points each for the greatest number of hits and the highest total score at all distances. The archer getting the greatest number of these points wins.

In case of a tie in points the match is given to the one having greatest total score.

In case of a tie in points and score the match is given to the one having greatest total hits.

In team contests the match is decided on gross score.

A handy form of score sheet is that used by the National Association, shown in the annexed diagram, partially filled in for purpose of illustration.

Archery Equipments, Their Selections and Use

Bows are made with a flat outside called the back and a rounded inside called the belly. When made of one piece or thickness of wood the weapon is called a self bow. Backed bows are made with a belly of some quick springy wood, with a back of some tougher kind glued thereon. Self bows when used quickly follow the string; that is curve towards the inside. Backed bows are generally made reflex or bent a little backward to secure greater quickness of cast in shooting. Let the novice therefore beware how he bends a bow towards the flat side, even though it seems its natural form. All bows must be strung, with the round side inward.

While much has been written as to the comparative merits of self and backed bows, which to adopt depends largely on the individual who is to use the weapon. A self yew is the most agreeable to shoot with, most lasting when cared for, and is less liable to be injured by moisture. Yet it is expensive, requires developed skill in the user and is liable to cystal or crush at some point along its limbs. When early noticed this fault may be overcome by setting a piece into the belly, otherwise the bow is sure to break.

Backed bows are cheaper but less satisfactory to a skilled archer, yet a yew backed yew when well selected and cared for presses the self yew closely in its claims for superiority, while the fact that in order to get the full power from the bow one need not strive so closely for the exact draw causes many archers, to give it the preference.

In England yew or yew backed yew bows are chiefly used by the leading archers, but in the United States, owing to the hot, dry summer and the great variations of temperature during the day, a good self-lance or lemon wood gives better satisfaction to

all but the more skillful bowmen, the closer grain of the wood making it less affected by the changes in temperature and the steady increase of tension during the draw making it less difficult to secure fair results. Lance or lemon wood, which is only a better grade of the former, cut nearer the sap or outer portion of the tree, has the merit of cheapness. Do not, however, let this quality alone rule in the purchase of a bow, for it always pays to secure the best, as satisfactory results, so necessary to enhance one's interest in a pastime, cannot be attained with second rate tackle.

Choose a bow that can easily be controlled. This means several pounds less than the weight that can be drawn, for to ensure regular shooting the string must be momentarily held, then smoothly loosed. A 48-pound bow well drawn and loosed will give a lower trajectory than one of 55 pounds sluggishly handled. Beware of overbowing, for it not only turns play into work, but endangers the muscles of the drawing hand. Perhaps the worst fault engendered by too strong a bow is the habit of creeping or letting down the string before loosing, after the arrow has been fully drawn. The strain of drawing a heavy bow is also apt to pull the bow hand out of the line of sight. The beginner had better be content with a weapon well within his power, then increase the weight as he gains the mastery of his weaker weapon.

If of average strength and stature, select a good lance or lemon wood of not more than 45 or 46 pounds weight (meaning the force necessary to draw an arrow to its head on the bow), stiff near the center, free from knots or season cracks, straight in grain and of untarnished color. The bow should be strung and when the eye is cast along the string the belly should show evenly on either side.

Test for steadiness of the bow by releasing the string when drawn but a few inches. If the result is a kick or jar, discard the bow and try another. All other points being satisfactory, draw an arrow full to see whether the weight of the weapon suits.

Always wipe your bow after using, particularly on a damp day,

to prevent splinters rising. When these do appear, as they sometimes will notwithstanding the best of care, they should at once be glued down and carefully wrapped. Perhaps the best way of doing this is to cover the glued splinter with a bit of silk ribbon, also glued. Cover with silk thread and a coat of varnish over all. Should a bow, especially one made from soft wood like yew, be dented by accident, the fiber of the wood can be raised by pressing the injury with a cloth soaked in hot water. When dried and varnished the injury will often be all but eliminated.

Do not be misled into buying a bow by its appearance. It is often the ugly appearing weapon that does the best shooting. Choose with due regard to the above hints and your weapon will generally give complete satisfaction.

TO STRING THE BOW.

Grasping the handle of the bow firmly with the right hand, draw it near your right side, while the lower end rests against the inside of the right foot, the back of the bow being towards you. Remember that the lower limb of the bow is the shorter and the shortest horn is always at the lower end of the bow. With the left foot extended well in front so as to strongly brace the body, rest the left hand on the bow just below the loop of the upper end of the string, the tip of the thumb and knuckle of the fore finger pressing firmly on opposite edges of the bow. Draw the bow firmly to you with the right hand, while you push sharply down or away from you with the left, at the same time sliding the latter towards the upper horn or groove therein. A little practice will give one the knack if he but remembers to keep the other fingers of the left hand extended or away from the string. When the bow is overstrong and not readily strung do not resort to other methods. Rest a moment and if the weapon be not beyond your strength for use at the target you will soon succeed in stringing it.

To unstring the bow reverse the action save that you catch the left forefinger above the upper loop of the string and as it

becomes loose as you pull with your right and push with your left hand, quickly detach the loop from the nock with the finger. The quicker the motion the easier the operation.

POSITION.

Grace and skill both require strict observance of certain rules when drawing the bow. No part of the front of the body, except the face, must be turned towards the target. Stand with the feet at an angle to each other and to a line drawn at right angles to the direction of the target, the heels resting a few inches apart. Do not bend the head sideways, as the arrow is drawn, but draw the shaft to the neck or chin under the line of the eye. Hold the bow nearly vertical, turning the arm out and the wrist in, thus gaining fair support for the bow in the hand and avoiding striking the arm with the string when loosed.

In handling the arrow avoid touching the feathers. In nocking the arrow hold the bow towards the horizontal position, lay the arrow across it in place with the left thumb or forefinger, while the right hand draws it back and fits the nock or notch of the arrow on the string, being sure to leave the cock-feather, that at right angles to the nock, uppermost. Catch the first joint of three fingers about the string, the arrow resting between the first and second, grasp the bow handle and you are ready for the draw.

Always in the act of drawing keep the thumb and fourth finger away from the arrow and string. If the arrow is thrown away from the bow, this is due to the twisting of the string and is caused by catching it too far up on the first joint. Hold the string nearer the tips of the fingers and the arrow will fall in place. If this does not correct the fault, turn the bow a little more towards the horizontal and gravity will hold the arrow down.

Two styles of drawing are most commonly used. As the bow is lifted draw it three parts of the way, catch the aim, complete the draw and instantly loose. Another and perhaps more common method now is to raise the bow hand, drawing on the string just enough to retain the bodily pose, catch an instinctive sight, draw

back to almost the full distance, catch the real aim and release as the shaft is drawn to its full extent. This ensures a clean, sharp loose and a certainty of aim seldom acquired by other methods. Many archers catch the sight at the full draw, pause an instant, then loose the string by quickly straightening the fingers as the hand is drawn back. Each style has its votaries, each has produced fine archers, but the style of draw and loose must be left largely to individual choice, as strength and temperament enter largely into the matter.

Never draw and loose a bow without an arrow upon it.

It is unnecessary to unstring a bow between ends, as any good weapon will retain its elasticity throughout a few hours of shooting.

When through shooting rub the bow well with a dry or waxed cloth to ensure its dryness and it is well to treat the arrow in like manner. Such treatment tends to preserve both the polish and life of the weapon.

To insure uniformity in the flight of the arrow it must always be nocked at the same point upon the string. It is therefore well to wrap or serve the nocking point with a contrasting color. The centre of the string, where the fingers engage it, should be smoothly served with silk thread or twist, though some prefer the more loosely twisted embroidery silk. Having determined the nocking point serve the string from two inches above to seven inches below it. Where the string has loops or eyes at both ends it is preferable to mark two nocking points, so that when one becomes worn the string can be quickly reversed and the other used.

..It is essential that the ends of the serving be firmly secured. Two simple but efficient ways are suggested. Turn back the initial end of the thread, winding over it as shown in the sketch at A. When a sufficient section of the string has been served lay a double thread upon it and continue serving over string and loop for a few turns. Draw the end of the serving thread through the protruding loop C, then by means of the ends B draw the loop end of the thread beneath the terminal coils of the

servicing, thus securely fastening the end. The nocking point may be served in the same manner.

Another way of finishing the servicing is as follows: When nearly completed place the left thumb on the end of the served portion, bring the end of the servicing over the thumb and string and take several turns around the string in the reverse direction. Lay the end of the thread straight over the end of the servicing, then serve it and the string with the part A of the loop AB. This will undo the previously formed reverse servicing, which having been done, the remainder of the thread can be easily pulled beneath the part of the servicing last completed and the waste end cut off. Many prefer to wax together and simultaneously serve several strands of silk.



METHODS OF SECURING ENDS OF SERVING.

To form the loop in a bow string draw it about the horn till the bend of the weapon seems about right, then turn the end about the string and twist it three times about the looped portion.



BOW CORD LOOP.

It is a better plan to form a permanent eye at both ends of the bow string, which can then be readily adjusted by giving it a few turns to alter the bend of the bow. To form the second eye or loop mark the point where the string comes against the center of the horn. Mark other points about an inch and a quarter at either side of this. Cut off the string about two inches beyond

the outer mark, untwist thereto and taper the three strands by cutting out the ends of the threads. Lay one of these strands across the inner mark, so forming the loop of the desired size. Force the middle strand from right to left under the strand of the main string upon which the first strand rests, drawing it tight. Force the left hand strand under the main strand next to the left of that over which it presses. Force the remaining loose strand in the same direction beneath the main strand adjoining that under which the middle strand was thrust. Complete the splice by sequentially passing the loose ends over one and under the next of the body strands till the ends have been reached.

ARROWS.

Select your arrows carefully, fixing their weight by the strength of your bow. A heavy arrow should never be used with a weak bow, as the shock of casting it will quickly destroy the weapon. The weight of the shaft is marked in shillings and pence near the nock or feathered end. 4—9 means that the finished arrow weighs the same as 4 shillings, 9 pence in English silver money. For a bow below 48 pounds in weight a 4—6 or 4—9 arrow gives excellent results, but if those who use a heavier bow desire an even flight for their arrows they should select a 5 shilling shaft. A light arrow shot from a heavy bow is almost certain to buckle or bend, thus throwing it out of the proper course. Stiffness is secured either by making the cylindrical shaft of larger size throughout or barrelling it. This consists in enlarging the diameter towards the middle, securing the desired weight by tapering towards the ends. The majority of archers prefer the cylindrical shape, depending upon its weight for necessary stiffness.

Arrows also vary in length. For a lady's bow of five feet a 24-inch arrow should be selected. The customary length is 25 inches, as most bows used by ladies range from 5 feet 3 inches to 5 feet 6 inches in length. The regulation length of a gentleman's arrows is 28 inches, though they vary an inch or two more or less, according to the stature of the individual archer. The

length of the arrow should be such that when the steel point rests against the side of the bow the fingers will press the chin just below the line of the eye. Do not use too short a shaft as to loose an arrow when drawn within the belly of the bow means a broken shaft and often severe personal injury.

Self arrows are made from one piece of wood, have the element of cheapness, but prove costly in the end, as they soon wear out. A footed arrow is one in which the portion next the point is made from a heavier material than the body, usually from beef wood. The portions are joined by a V splice and the strength thus secured prevents the shattering of the shaft when it strikes the ground or some harder object.

The pile or tip should be formed from steel—should be as nearly cylindrical as possible, and preferably but slightly beveled at the tip.

The nock is formed from horn or gutta percha, set into the end of the shaft and should always be fitted to the string with the greatest nicety. The shaft should hang upon the string when pressed home, but drop on the slightest jar. If the nock fits too tightly, the roll of the string at the moment of loosing will throw the arrow away from the bow.

Three feathers are used on target arrows. One of these, the cock feather, should be set at right angles to the plane through the nocking groove. The others set equally distant from this readily yield as they pass the bow, thereby preventing injury to the feathers. In placing the arrow upon the bow always be sure that the cock-feather stands away from the string. To assist in ensuring this the cock-feather is usually made of a different color from the others. Goose, turkey, or peacock feathers are used on the better grades of arrow, but the finest are fitted with the latter. Feathers are of two shapes, triangular and balloon.



ANGULAR FEATHERS.



BALLOON FEATHERS.

Each has its advocates, but the latter is more popular with veteran archers and appears to be less apt to break down in use.

Each archer should have his arrows marked by a crest or color band just below the feathers, to distinguish them from others, thus assisting in scoring. Before entering as a contestant at any public meeting each archer should also have his name placed upon each arrow.

While upon the subject of arrows a few hints as to their proper use may well be noted.

Always keep the arrows in a suitable case when not in use, so arranged that the feathers will not engage and rumple each other.

Test your arrows to see which fly the most nearly alike. Some fall more quickly than others. Those which are most nearly alike should be grouped together and so shot, thus securing greater regularity.

In drawing an arrow from either target or ground always grasp it close to the mark, give it a slight roll to loosen the embedded point, then draw it back in the same direction that it went in. Never seize the feathered end for the purpose of withdrawing the shaft if the body can be reached.

If shot into the target up to the feathers, draw it through, thrusting back the point through the same hole, where necessary to determine the score.

Always wipe your arrow clean before using and between ends; also be sure that the point has not been blunted.

Never, even in practice, shoot more than three arrows without pausing to rest, as to pass that number tends to render the aim unsteady.

Never speak to an archer when about to shoot, and always courteously insist upon your own rights in this respect, for whatever distracts the attention at the moment of loosing tends to inaccuracy.

Above all, be careful with every arrow shot in practice or in public contest. A large proportion of the little points which together make up perfect form, become intuitive after long practice

and habitual attention to details when nothing is at stake, means their closer observance under the nervous tension of a public contest.

Never be in a hurry. Nothing is a greater handicap to good shooting. Be deliberate in all things, for a single arrow often means the difference between victory and defeat. In 1888 Colonel Williams and Mr. Will H. Thompson tied on score at 80 yards, dividing the point. This gave the championship to Mr. Thompson a single white by Colonel Williams would have lost Mr. Thompson the one-half point and the championship would have gone to Mr. Maxson, who led on gross score.

Mr. Frank Walworth won by a white in 1881.

Mr. William H. Thompson won by gross score in 1884, with the medal points a tie with Colonel Williams.

Colonel Williams won over Mr. Wallace Bryant by the same narrow margin in 1902, and lost to him in the same way in 1903.

At the Olympic Archery tournament at St. Louis in 1904, one more red by Colonel Williams at 100 yards would have given him the medal and wiped out four of Mr. G. P. Bryant's six points. So close was this contest that two more blacks by Mr. Thompson would have given him the championship. It took nerve for an archer shooting at his first tournament to win under these conditions. Mr. Bryant in his second York scored 107—461, and the average of the first three Yorks on the second day was 103—445, which is better than they have had on the second day of an English National since 1867.

BRACER OR ARM GUARD.

Few are able to shoot comfortably or well without a guard or bracer, which is used to protect the forearm from the blow of the string when the bow is loosed. This is made in several forms, but the most satisfactory consists of a flat body of moderately thin sole or trunk leather, with three or four sets of straps for securing it about the arm.

This gives a hard polished surface, which will not trip the string, if it chances to hit the arm, while it protects the wearer from severe bruises, which would otherwise be received.

A simpler form, but one not recommended, is a shield-shaped rigid body, bound to the arm by elastic bands.

FINGER TIPS.

Gloves or finger tips must be worn to protect the fingers from injury. Many forms have been invented but few remain in favor. Nothing gives a better loose than a kid glove, but few have hard enough fingers to depend on so slight a protection. Whatever the material, it should be such as to enable the archer to feel the string in drawing, yet soft-faced leather should be avoided. Horse butt or a hard surfaced piece of calf skin have both given excellent results. The forms most commonly used are the knuckle



KNUCKLE TIP.

or parrot beak, or the screw tip which has a small adjusting bolt or screw and nut set in the upper end.



SCREW TIP.

Another form much used by American archers is a simple stall made of calf skin and cut out at the point where the knuckle comes, thus providing a firm hold between the finger and tip at the moment of loosing.



COMMON TIP.

Whatever the form of tip it should fit the finger perfectly and all three should be as nearly alike in material as possible. A bit of resin or glue dusted inside greatly assists in retaining the tips in place.

Formerly grease was used upon the face of the tips to secure a sharp loose. Now it is seldom applied, talcum powder having proved a better substitute.

The tassel used to wipe the arrow is made from wool and its use is strongly recommended.

Belt and quiver have quite disappeared from the equipments of male archers, as the hip pocket has proved an excellent substitute, but to the lady they are still essential, serving both as repository for the arrows and the extra tackle which men can carry in their numerous pockets.

STANDS.

These should be formed from three pieces of wood or iron, 6 feet, 6 inches long, joined at the top by a loose pintle, so as to permit their being spread in tripod form. A hook should be placed at the top of the central and others on each of the outer legs about 3 feet 3 inches from the top. These serve to hold the target at the proper height with the center four feet from the ground. If the stand is made from metal it is well to incase it with rubber hose or other soft covering so as to protect the arrows.

And now a final word or so. Archery is a social sport and competition is essential to its full enjoyment. Get your neighbors interested, form a club, strive to excel by honest practice and you will be surprised to find how soon you will become an average shot. Yet there is but one field where he who wishes to take high rank can properly school himself. A single public meeting where he comes in touch with old and tried bowmen will teach more than one can elsewhere learn by months of practice.

*National Archery Association of the United
States of America*

Twenty-seventh Grand Annual Meeting

Resolution of Thanks

to

Mr. Albert G. Spalding

Resolved, That the thanks of the Grand National Archery Association are hereby extended to Mr. Albert G. Spalding for the two beautiful and valuable gold medals presented by him to be subjects of Annual Competition at the meetings of this Association. No trophies more beautiful are among the treasures of the Association, and coming, as these do, from one who is not only skilled in masterhood of the long bow, but who was one of the founders of this Association, and a contestant at its first grand tournament, the gifts are peculiarly graceful and most highly appreciated.

Resolved, That a certified copy of these resolutions be sent by the Secretary to Mr. Spalding.

(Signed) EDWARD B. WESTON *President*.

Attest: W. G. VALENTINE, *Secretary*.

Chicago, Ill., August 17, 1905.

A SPECIAL AWARD AND GRAND PRIZE

were won by A. G. SPALDING & BROS. at the Louisiana Purchase Exposition, 1904, for the best, most complete and most attractive installation of Gymnastic Apparatus, Base Ball and Athletic Supplies shown at the World's Fair.

Aldred Archery Goods

WHEN we secured the exclusive agency for the sale of the well known line of Archery Goods manufactured by Thos. Aldred, it was our idea that as headquarters for athletic goods of every description in the United States and Canada archers would find it convenient to purchase their supplies through the various branch stores of A. G. Spalding & Bros. No manufacturer is better known in this line than Thomas Aldred, and his goods will be found eminently satisfactory. Expert archers will be able to select from our stock Bows, Arrows and other requisites made under his personal supervision, and possessing all the advantages which an experience of over fifty years enables a manufacturer to add to the ordinary value of a well made article.

Archery has fluctuated in popularity during the past thirty years in this country, but during all of that time the sport has held its place high in the estimation of people who have required out-of-door exercise of an invigorating nature, but not too violent. The antiquity of this form of amusement, and the general knowledge of the use of the various implements required, renders a special reference to these matters unnecessary, but a few words regarding the selection of bows and arrows may not be out of place.

Gentlemen's bows should be 6 feet and ladies' 5 feet to 5 feet 6 inches. Weight of your bow should be according to your strength, and particular care should be used in making selection to avoid picking one with too strong a pull.

Gentlemen's arrows should measure 28 inches; sometimes longer ones are used. Ladies' arrows 24 and 25 inches. Arrows are weighed against new English silver coin. Ladies' weigh from 2/6 to 3/6 and gentlemen's 4/- to 5/-, according to the distance—for instance, at 60 yards a heavier arrow may be used than at a hundred yards. When shooting in company arrows should be painted or marked differently for each person, so as to be distinguishable.

A. G. SPALDING & BROS.

New York	Chicago	St. Louis	Denver	San Francisco	
Boston	Minneapolis	Baltimore	Kansas City	New Orleans	
Buffalo	Philadelphia	Washington	Pittsburg	Syracuse	Cincinnati
	Montreal, Can.		London, England		

A SPECIAL AWARD ^{AND} A GRAND PRIZE

were won by A. G. SPALDING & BROS. at the Louisiana Purchase Exposition, 1904, for the best, most complete and most attractive installation of Gymnastic Apparatus, Base Ball and Athletic Supplies shown at the World's Fair.

...ALDRED... BOWS and ARROWS

Suitable for Expert Use

No. YM. Men's English Yew. Extra good quality bow; weights 42 to 55 lbs.; length 6 feet. Each bow in a baize bag. Each, \$24.00

No. LM. Men's Lancewood. Special quality bow; weights 38 to 55 lbs.; 6 feet long. Each, \$8.00

No. PF. Men's Footed Arrows. With T. A.'s parallel points; painted between feathers and peacock feathers; size 28 inches; weights 4/6, 4/9 and 5/-. Dozen, \$10 00

Arrows are packed one dozen each size and weight in pasteboard box, and match exactly; also in marking on arrows themselves.

Remember, we are sole agents for the United States and Canada for Thos. Aldred's World Famed Archery Goods.

Spalding's handsomely illustrated catalogue of Athletic Goods mailed free to any address.

A. G. SPALDING & BROS.

New York Chicago St. Louis Denver San Francisco
Boston Minneapolis Baltimore Kansas City New Orleans
Buffalo Philadelphia Washington Pittsburg Syracuse Cincinnati
Montreal, Can. London, England

A SPECIAL AWARD ^{AND} GRAND PRIZE

were won by A. G. SPALDING & BROS. at the Louisiana Purchase Exposition, 1904, for the best, most complete and most attractive installation of Gymnastic Apparatus, Base Ball and Athletic Supplies shown at the World's Fair.

...ALDRED... BOWS and ARROWS

Suitable for Expert Use

No. YW. Ladies' English Yew. Extra good quality bow; weights 26 to 38 lbs.; length 5 feet 6 inches. Each bow in a baize bag. Each, \$20.00

No. SW. Ladies' Spanish Yew. Special quality bow; weights 26 to 38 lbs.; length 5 feet 6 inches. Each bow in a baize bag. Each, \$16.00

No. LW. Ladies' Lancewood. Special quality bow; weights 20 to 38 lbs.; length 5 feet 6 inches. Each, \$6 00

No. PW. Ladies' Footed Arrows. With T. A.'s parallel points; painted between feathers and peacock feathers; size 25 inches; weights 3/3 and 3/6. Dozen, \$10.00

Arrows are packed one dozen each size and weight in pasteboard box, and match exactly; also in marking on arrows themselves.

Remember, we are sole agents for the United States and Canada for Thos. Aldred's World Famed Archery Goods.

Spalding's handsomely illustrated catalogue of Athletic Goods mailed free to any address.

A. G. SPALDING & BROS.

New York	Chicago	St. Louis	Denver	San Francisco
Boston	Minneapolis	Baltimore	Kansas City	New Orleans
Buffalo	Philadelphia	Washington	Pittsburg	Syracuse Cincinnati
	Montreal, Can.		London, England	


A SPECIAL AWARD AND A GRAND PRIZE

were won by A. G. SPALDING & BROS. at the Louisiana Purchase Exposition, 1904, for the best, most complete and most attractive installation of Gymnastic Apparatus, Base Ball and Athletic Supplies shown at the World's Fair.

Straw Targets

Painted in bright colors.
Easily distinguishable at a distance. Five circles count as follows:

Gold Centre.....	9
Red.....	7
Inner White or Blue...	5
Black.....	3
Outer White.....	1



A pair of targets should be in the field to save time and trouble.

18-inch diameter.	Each, \$1.50
24-inch diameter.	“ 2.00
27-inch diameter.	“ 2.50
30-inch diameter.	“ 3.00
36-inch diameter.	“ 4.00
42-inch diameter.	“ 5.00
48-inch diameter.	“ 6.00
48-inch diameter, extra thick, official.	“ 10.00

Iron Target Stand

No. 3. 6 feet. . . . Each, \$3.00

A. G. SPALDING & BROS.

New York	Chicago	St. Louis	Denver	San Francisco
Boston	Minneapolis	Baltimore	Kansas City	New Orleans
Buffalo	Philadelphia	Washington	Pittsburg	Syracuse
	Montreal, Can.		London, England	Cincinnati

A SPECIAL AWARD ^{AND} A GRAND PRIZE

were won by A. G. SPALDING & BROS. at the Louisiana Purchase Exposition, 1904, for the best, most complete and most attractive installation of Gymnastic Apparatus, Base Ball and Athletic Supplies shown at the World's Fair.

ARROWS



No. 2. 15-inch 2-feathered arrows, plain, brass point. . Doz., 50c.

No. 3. 18-inch 2-feathered arrows, plain, brass point. . Doz., 75c.

No. 4. 21-inch 3-feathered arrows, plain, brass point. . Doz., \$1.00

No. 5. 24-inch 3-feathered arrows, nicely painted and polished, brass point. . . . Doz., \$1.50

No. 6. 25-inch 3-feathered arrows, nicely painted and polished, steel point. . . . Doz., \$2.25

No. 7. 28-inch 3-feathered arrows, nicely painted and polished, steel point. One dozen in box. . Doz., \$2.75

No. 12. 28-inch 3-feathered arrows, extra quality, nicely painted and gilt, steel point. One dozen in box. \$4.50

No. 21. 25-inch Ladies' best footed, with parallel points, painted and gilt and painted between feathers. One dozen, matched, in box. . . . Doz., \$8.00

No. 22. 28-inch Gents' best footed, with parallel points, painted and gilt, and painted between feathers. One dozen, matched, in box. . . . Doz., \$9.00

Spalding's handsomely illustrated catalogue of athletic goods mailed free to any address.

A. G. SPALDING & BROS.

New York	Chicago	St. Louis	Denver	San Francisco
Boston	Minneapolis	Baltimore	Kansas City	New Orleans
Buffalo	Philadelphia	Washington	Pittsburg	Syracuse
	Montreal, Can.		London, England	Cincinnati

A SPECIAL AWARD ^{AND} GRAND PRIZE

were won by A. G. SPALDING & BROS. at the Louisiana Purchase Exposition, 1904, for the best, most complete and most attractive installation of Gymnastic Apparatus, Base Ball and Athletic Supplies shown at the World's Fair.

Spalding Archery Goods



Reversible Lancewood Bows

- No. 1. Length 3 feet, nicely polished, velvet handle. Each, 25c.
- No. 2. Length 3 feet 6 inches, nicely polished, velvet handle. Each, 50c.
- No. 3. Length 4 feet, nicely polished, velvet handle. Each, 75c.
- No. 4. Length 4 feet 6 inches, nicely polished, velvet handle. Each, \$1.00
- No. 5. Length 5 feet, nicely polished, velvet handle. Each, \$1.25

Lancewood Bows—Self Made to Weight

These are fine quality, imported, and will give the best of satisfaction.

- No. 24. Ladies', length 5 feet, 20 to 38 pounds. Each, \$2.50
- No. 25. Ladies', length 5 feet 3 inches, 20 to 38 pounds. Each, \$3.00
- No. 26. Ladies', length 6 feet, 38 to 55 pounds. Each, \$3.50

Send for Spalding's handsomely illustrated catalogue of athletic goods, mailed free to any address.

A. G. SPALDING & BROS.

New York Chicago St. Louis Denver San Francisco
 Boston Minneapolis Baltimore Kansas City New Orleans
 Buffalo Philadelphia Washington Pittsburg Syracuse Cincinnati
 Montreal, Can. London, England

A SPECIAL AWARD ^{AND} A GRAND PRIZE

were won by A. G. SPALDING & BROS. at the Louisiana Purchase Exposition, 1904, for the best, most complete and most attractive installation of Gymnastic Apparatus, Base Ball and Athletic Supplies shown at the World's Fair.

Spalding Archery Goods

Lemonwood Bows—Special Quality

Special Ladies'. Length 5 feet 3 inches, horn tipped, French polished, with best Flemish string, 20 to 38 lbs.

No. **A.** Each, **\$4.00**

Special Gentlemen's. Length 6 feet, horn tipped, French polished, with best Flemish string, 38 to 55 lbs.

No. **B.** Each, **\$5.00**

Bow Strings

Best quality Flemish strings, 5, 5½ or 6 feet.

No. **43.** Each, **75c.**

No. **45.** Cotton strings. Each, **25c.**

Spalding's handsomely illustrated catalogue of athletic goods mailed free to any address.

A. G. SPALDING & BROS.

New York Chicago St. Louis Denver San Francisco
Boston Minneapolis Baltimore Kansas City New Orleans
Buffalo Philadelphia Washington Pittsburg Syracuse Cincinnati
Montreal, Can. London, England


A SPECIAL AWARD AND GRAND PRIZE

were won by A. G. SPALDING & BROS. at the Louisiana Purchase Exposition, 1904, for the best, most complete and most attractive installation of Gymnastic Apparatus, Base Ball and Athletic Supplies shown at the World's Fair.

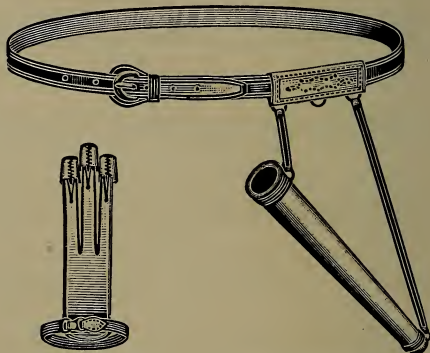
Archery Goods...



Arm Guard



Glove



Quiver and Belt

Archery Quiver and Belt

No. 26. For men. Nicely finished substantial tan leather belt, with leather covered buckle. Quiver is of metal, leather covered and well made. Each, \$2.25

No. 13. For ladies. Dark green leather, similar to above but smaller in size. Excellent quality throughout. Each, \$2.00

Archery Arrow Points (Steel)

No. X. For ladies' arrows. Each, 10c.
 No. Y. For men's arrows. " 10c.

Archery Gloves

No. 18. For men. Good quality tan leather back; silk elastic strap; 3 leather finger tips. Each, 90c.

No. 2. For ladies. Good quality black leather back; silk elastic strap; 3 leather finger tips. Each, 80c.

No. 3 Same quality as No. 2, but laced finger tips. " 90c.

Archery Arm Guards

No. 23. For men. Good quality heavy tan leather, nicely finished; silk elastic straps. Each, \$1.25

No. 8. For ladies. Black leather, nicely finished; silk elastic straps. 1.25

A. G. SPALDING & BROS.

New York Chicago St. Louis Denver San Francisco
 Boston Minneapolis Baltimore Kansas City New Orleans
 Buffalo Philadelphia Washington Pittsburg Syracuse Cincinnati
 Montreal, Can. London, England

A SPECIAL AWARD ^{AND} A GRAND PRIZE

were won by A. G. SPALDING & BROS. at the Louisiana Purchase Exposition, 1904, for the best, most complete and most attractive installation of Gymnastic Apparatus, Base Ball and Athletic Supplies shown at the World's Fair.

Archery Goods

Archery Finger Tips

- No. 5. Ladies' knuckle tips. Laced. . . Set of 3, \$1.25
No. 20. Men's knuckle tips. Laced. . . " " 1.25

Horn Tips for Archery Bows

- No. O. For ladies' bows. Pair, 50c.
No. M. For men's bows. " 60c.

Archery Bow Bags

- No. 44. Good quality heavy green baize. Two sizes:
6 feet and 5 feet 6 inches; for ladies' and men's
bows. Each, 40c.

Archery Tassels

- No. 32. Ladies' green tassels. Each, 50c.
No. 34. Men's green tassels. " 60c.

Send for Spalding's handsomely illustrated catalogue of athletic goods; mailed free to any address.

A. G. SPALDING & BROS.

New York Chicago St. Louis Denver San Francisco
Boston Minneapolis Baltimore Kansas City New Orleans
Buffalo Philadelphia Washington Pittsburg Syracuse Cincinnati
Montreal, Can. London, England

A SPECIAL AWARD AND GRAND PRIZE

were won by A. G. SPALDING & BROS. at the Louisiana Purchase Exposition, 1904, for the best, most complete and most attractive installation of Gymnastic Apparatus, Base Ball and Athletic Supplies shown at the World's Fair.

SPALDING CHEST WEIGHT No. 2

(See illustration on opposite page)

An ideal machine for home use. Well made and easy running. Rods are $\frac{3}{8}$ inch coppered spring steel; bearings are hardened steel cone points, running in soft gray iron, noiseless and durable. Weight carriage packed with felt, good for long wear, but easily removed and replaced when necessary without the use of glue or wedges of any kind. Weight carriage strikes on rubber bumpers. Weights are 5 pound iron dumb bells, one to each carriage, and may be removed and used as dumb bells if desired. Wall and floor boards are hard wood, nicely finished and stained. All castings heavily japanned. Every part of machine guaranteed free of defect.

No. 2. Each, \$5.00

SPALDING CHEST WEIGHT No. 4

Same type and general design as No. 2, but rods are of larger diameter and both rods and wheels are polished and nickel-plated. This machine is a decidedly neat and attractive piece of apparatus for the home and is well worth the additional cost.

No. 4. Each, \$7.00

HEAD ATTACHMENT

Ready for use by simply snapping to one of the handles. Each, \$1.00

FOOT GEAR ATTACHMENT


Readily attached to handle; can be worn with or without shoe. Each, \$1.00

A. G. SPALDING & BROS.

New York	Chicago	St. Louis	Denver	San Francisco
Boston	Minneapolis	Baltimore	Kansas City	New Orleans
Buffalo	Philadelphia	Washington	Pittsburg	Syracuse
	Montreal, Can.		London, England	Cincinnati

A SPECIAL AWARD AND GRAND PRIZE

were won by A. G. SPALDING & BROS. at the Louisiana Purchase Exposition, 1904, for the best, most complete and most attractive installation of Gymnastic Apparatus, Base Ball and Athletic Supplies shown at the World's Fair.



**Spalding
Chest
Weight
No. 2**

See
Description
on
Opposite
Page

A. G. SPALDING & BROS.

New York	Chicago	St. Louis	Denver	San Francisco	
Boston	Minneapolis	Baltimore	Kansas City	New Orleans	
Buffalo	Philadelphia	Washington	Pittsburg	Syracuse	Cincinnati
	Montreal, Can.		London, England		

Grand Prize—Paris, 1900

In competition with the world's makers of Athletic Goods, A. G. SPALDING & BROS. were awarded a Grand Prize for the finest and most complete line of Athletic Goods.

Spalding Gold Medal Wood Dumb Bells

Natural Color, Lathe Polished, High Finish



Model A

Spalding Gold Medal Dumb Bells are made of selected first grade clear maple, and are perfect in balance. Each bell bears fac-simile of the Spalding Gold Medal, and one pair is wrapped in each paper bag.

Model A.

Weights specified are for each bell.

	½ lb.	¾ lb.	1 lb.	1½ lb.	2 lb.
Per pair,	.40	.45	.50	.55	.65

A. G. SPALDING & BROS.


New York	Chicago	St. Louis	Denver	San Francisco
Boston	Minneapolis	Baltimore	Kansas City	New Orleans
Buffalo	Philadelphia	Washington	Pittsburg	Syracuse
	Montreal, Can.		London, England	Cincinnati

A SPECIAL AWARD AND GRAND PRIZE

were won by A. G. SPALDING & BROS. at the Louisiana Purchase Exposition, 1904, for the best, most complete and most attractive installation of Gymnastic Apparatus, Base Ball and Athletic Supplies shown at the World's Fair.

Spalding Trade-Mark Wood Dumb Bells

Stained Finish



Model AW

Spalding Trade-Mark quality. Made of good material and superior in shape and finish to the best wood dumb bells of other makes. Each pair wrapped in paper bag.

Model A W.

Weights specified are for each bell.

	½ lb.	¾ lb.	1 lb.	1½ lb.	2 lb.
Per pair,	.25	.30	.35	.40	.45

A. G. SPALDING & BROS.

New York Chicago St. Louis Denver San Francisco
Boston Minneapolis Baltimore Kansas City New Orleans
Buffalo Philadelphia Washington Pittsburg Syracuse Cincinnati
Montreal, Can. London, England

Grand Prize—Paris, 1900

In competition with the world's makers of Athletic Goods, A. G. SPALDING & BROS. were awarded a Grand Prize for the finest and most complete line of Athletic Goods.

Spalding Gold Medal Indian Clubs

Natural Color, Lathe Polished, High Finish

Spalding Gold Medal Indian Clubs are made of selected first grade clear maple, in two popular models, and are perfect in balance. Each club bears fac-simile of the Spalding Gold Medal, and one pair is wrapped in each paper bag.



Model E.

Weights specified are for each club.

		Per Pair.
½ lb.	. .	\$0.60
¾ lb.	. .	.60
1 lb.	. .	.75
1½ lb.	. .	.85
2 lb.	. .	.95
3 lb.	. .	1.10

A. G. SPALDING & BROS.

New York Chicago St. Louis Denver San Francisco
 Boston Minneapolis Baltimore Kansas City New Orleans
 Buffalo Philadelphia Washington Pittsburg Syracuse Cincinnati
 Montreal, Can. London, England

A SPECIAL AWARD AND GRAND PRIZE

were won by A. G. SPALDING & BROS. at the Louisiana Purchase Exposition, 1904, for the best, most complete and most attractive installation of Gymnastic Apparatus, Base Ball and Athletic Supplies shown at the World's Fair.

Exhibition Clubs



No. A

Handsomely finished in ebonite and made for exhibition and stage purposes. The clubs are hollow, with a large body, and although extremely light, represent a club weighing three pounds or more.

No. A. Ebonite Finish. Per pair, \$3.50

No. AA. With German Silver Bands. Pair, \$5.00



No. AA

Iron Hangers for Indian Clubs and Dumb Bells



Nicely
Japanned.

No. 1



No. 3

No. 1.	For Indian Clubs.	Pair, 10c.
No. 2.	For Dumb Bells.	" 10c.
No. 3.	For Indian Clubs, with screws.	" 16c.
No. 4.	For Dumb Bells, with screws.	" 16c.
No. 5.	For Indian Clubs, mounted on oak strips.	" 25c.
No. 6.	For Dumb Bells, mounted on oak strips.	" 25c.

A. G. SPALDING & BROS.

New York Chicago St. Louis Denver San Francisco
 Boston Minneapolis Baltimore Kansas City New Orleans
 Buffalo Philadelphia Washington Pittsburg Syracuse Cincinnati
 Montreal, Can. London, England

A SPECIAL AWARD AND GRAND PRIZE

were won by A. G. SPALDING & BROS. at the Louisiana Purchase Exposition, 1904, for the best, most complete and most attractive installation of Gymnastic Apparatus, Base Ball and Athletic Supplies shown at the World's Fair.

Spalding Trade-Mark Indian Clubs

Stained Finish

The following clubs bear our Trade-Mark, are made of good material, and are far superior in shape and finish to the best clubs of other makes. Furnished in two popular models. Each pair wrapped in paper bag.



Model B S.

Weights specified are for each club.

			Per Pair.
½ lb.	.	.	\$0.25
¾ lb.	.	.	.30
1 lb.	.	.	.35
1½ lb.	.	.	.40
2 lb.	.	.	.45
3 lb.	.	.	.55

A. G. SPALDING & BROS.

New York Chicago St. Louis Denver San Francisco
 Boston Minneapolis Baltimore Kansas City New Orleans
 Buffalo Philadelphia Washington Pittsburg Syracuse Cincinnati
 Montreal, Can. London, England

A SPECIAL AWARD AND GRAND PRIZE

were won by A. G. SPALDING & BROS. at the Louisiana Purchase Exposition, 1904, for the best, most complete and most attractive installation of Gymnastic Apparatus, Base Ball and Athletic Supplies shown at the World's Fair.

Spalding Gold Medal Indian Clubs

Natural Color, Lathe Polished, High Finish

Spalding Gold Medal Indian Clubs are made of selected first grade clear maple, in two popular models, and are perfect in balance. Each club bears fac-simile of the Spalding Gold Medal, and one pair is wrapped in each paper bag.

Model B.

Weights specified are for each club.

Per Pair.

$\frac{1}{2}$ lb.	.	.	\$0.45
$\frac{3}{4}$ lb.	.	.	.45
1 lb.	.	.	.50
$1\frac{1}{2}$ lb.	.	.	.55
2 lb.	.	.	.60
3 lb.	.	.	.90




A. G. SPALDING & BROS.

New York Chicago St. Louis Denver San Francisco
 Boston Minneapolis Baltimore Kansas City New Orleans
 Buffalo Philadelphia Washington Pittsburg Syracuse Cincinnati
 Montreal, Can. London, England

A SPECIAL AWARD AND GRAND PRIZE

were won by A. G. SPALDING & BROS. at the Louisiana Purchase Exposition, 1904, for the best, most complete and most attractive installation of Gymnastic Apparatus, Base Ball and Athletic Supplies shown at the World's Fair.



The Spalding Gold Medal Racket

The Spalding Gold Medal Racket, introduced by us last season, accompanied by the broadest guarantee ever given on an article of this kind, really proved the greatest sensation of the tennis season. Our care in designing the racket at first, and then in making certain that every detail of manufacture was absolutely best quality, brought to us players who were dissatisfied with rackets of unreliable quality. A number of championships were won by well-known players using the Gold Medal Racket. We use an elm insertion in shoulders after proving to our satisfaction by bitter experience that it is far superior to cane or other material for the purpose.

No. GM. Mahogany Handle. Either Style A or Style B Stringing. Each, \$8.00


Send for Spalding's handsomely illustrated catalogue of all sports

A. G. SPALDING & BROS.

New York Chicago St. Louis Denver San Francisco
 Boston Minneapolis Baltimore Kansas City New Orleans
 Buffalo Philadelphia Washington Pittsburg Syracuse Cincinnati
 Montreal, Can. London, England

A SPECIAL AWARD AND GRAND PRIZE

were won by A. G. SPALDING & BROS. at the Louisiana Purchase Exposition, 1904, for the best, most complete and most attractive installation of Gymnastic Apparatus, Base Ball and Athletic Supplies shown at the World's Fair.



SPALDING HIGH GRADE RACKET

THE good points in this racket can be vouched for by some of the most successful of last season's players. Quality of material and workmanship is superb and perfect balance assured. Frame made of finest white ash, highly polished; combed mahogany handle, leather capped; stringing of good quality lambs' gut,



No. 8.

“The Slocum.”

Each, \$3.00

In this racket we have retained the old Slocum shape for players who prefer to stick to the style to which they have been so long accustomed.


We will supply, if required, but cannot guarantee, any rackets weighing less than thirteen ounces.

A. G. SPALDING & BROS.

New York Chicago St. Louis Denver San Francisco
Boston Minneapolis Baltimore Kansas City New Orleans
Buffalo Philadelphia Washington Pittsburg Syracuse Cincinnati
Montreal, Can. London, England

A SPECIAL AWARD AND GRAND PRIZE

were won by A. G. SPALDING & BROS. at the Louisiana Purchase Exposition, 1904, for the best, most complete and most attractive installation of Gymnastic Apparatus, Base Ball and Athletic Supplies shown at the World's Fair.



THE SPALDING TENNIS RACKET

MODELED on the expert Spalding shape. Frame of the finest selected white ash, highly polished; with combed mahogany handle; leather capped; stringing of good quality Oriental gut.



No. 4.

“The Greenwood.”

Each, \$2.00


We will supply, if required, but cannot guarantee, any rackets weighing less than thirteen ounces.

A. G. SPALDING & BROS.

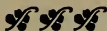
New York Chicago St. Louis Denver San Francisco
Boston Minneapolis Baltimore Kansas City New Orleans
Buffalo Philadelphia Washington Pittsburg Syracuse Cincinnati
Montreal, Can. London, England

A SPECIAL AWARD ^{AND} GRAND PRIZE

were won by A. G. SPALDING & BROS. at the Louisiana Purchase Exposition, 1904, for the best, most complete and most attractive installation of Gymnastic Apparatus, Base Ball and Athletic Supplies shown at the World's Fair.



RACKETS RESTRUNG



WE make a specialty of restringing rackets of every known make. The work is done by our most scientific stringers, and none but first quality gut is used. When sending rackets to us to be restrung be sure to prepay charges on the package and mark with your name and address. Write us under separate cover full particulars regarding restringing.



- No. 1. Oriental Gut, white only.
Each, **\$1.00**
- No. 2. Lambs' Gut, White, Red, or Red and White.
Each, **\$1.50**
- No. 3. Best Lambs' Gut, White, Red, or Red and White.
Each, **\$2.50**

A. G. SPALDING & BROS.

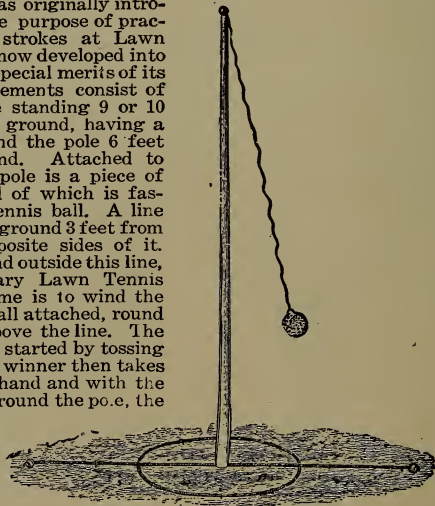
New York Chicago St. Louis Denver San Francisco
Boston Minneapolis Baltimore Kansas City New Orleans
Buffalo Philadelphia Washington Pittsburg Syracuse Cincinnati
Montreal, Can. London, England

A SPECIAL AWARD AND GRAND PRIZE

were won by A. G. SPALDING & BROS. at the Louisiana Purchase Exposition, 1904, for the best, most complete and most attractive installation of Gymnastic Apparatus, Base Ball and Athletic Supplies shown at the World's Fair.

TETHER TENNIS GAME

THIS game was originally introduced for the purpose of practicing various strokes at Lawn Tennis. It has now developed into a game having special merits of its own. The implements consist of an upright pole standing 9 or 10 feet out of the ground, having a line marked round the pole 6 feet from the ground. Attached to the top of the pole is a piece of cord, at the end of which is fastened a Lawn Tennis ball. A line is drawn on the ground 3 feet from the pole on opposite sides of it. The players stand outside this line, using an ordinary Lawn Tennis racket. The game is to wind the cord, with the ball attached, round the pole and above the line. The game is usually started by tossing for service. The winner then takes the ball in his hand and with the racket drives it round the pole, the opponent stops the progress of the ball and endeavors to drive it back again and round the pole in the opposite direction. The player



*Tether Tennis Ball and Pole Ready for Play.
Cut Shows Marking Ropes in Position.*

getting the ball round the pole and above the line wins the game. A set is usually the best of 11 games. The service may either be taken alternately or continuously until the server loses a game.

No. 1. Tether Tennis Ball and Cord.	Each, \$.75
No. 2. Tether Pole, 14 feet.	“ 1.50
No. 3. Tether Pole, 12 feet.	“ 1.00
No. 5. Marking Ropes for circle and dividing line, with staples.	Per set, 1.00

A. G. SPALDING & BROS.

New York Chicago St. Louis Denver San Francisco
 Boston Minneapolis Baltimore Kansas City New Orleans
 Buffalo Philadelphia Washington Pittsburg Syracuse Cincinnati
 Montreal, Can. London, England

A COURSE IN

By Prof. E. B. Warman

Scientific Physical Training

A Complete Course of Physical Training for Home Use.

No. 142—Physical Training Simplified.

By Prof. E. B. Warman, the well known physical culture expert. Is a complete, thorough and practical book where the whole man is considered—brain and body. By following the instructions no apparatus is required. The book is adapted for both sexes. The exercises comprise directions as follows: how to stand; how to sit; how to rest; breathing; exercises for the fingers, wrists, elbows, shoulders, neck, hips, knees, ankles; a word about the muscles; the arms and thighs; shoulders and chest; waist; sides; back and abdomen; bowing; bending; twisting; the liver squeezer, etc., etc. Fully illustrated. **Price 10 cents.**

No. 149—The Care of the Body.

A book that all who value health should read and follow its instructions. By Prof. E. B. Warman, the well known lecturer and authority on physical culture. The subject is thoroughly treated, as a glance at the following small portion of the contents shows: An all-around athlete; muscular Christianity; eating; diet—various opinions; bill of fare for brain-workers; bill of fare for muscle-makers; what to eat and drink; a simple diet; an opinion on brain food; why is food required? drinking water; nutrition—how food nourishes the body; a day's food, how used; constituents of a day's ration—beefsteak, potatoes, bread, butter, water; germs of disease; diseases peculiar to children; digestion—time required; dieting; milk; alcoholic drinks; tobacco; should clergymen smoke? corsets; methods of training; symmetrical development; the perfect man; the perfect woman; proper weight, height and measurement; the secret of not growing old; three rules for preventing wrinkles; physicians and drugs; Christian science; catching cold; bathing; the uses of salt; catarrh; a clear complexion; sleeping; insomnia; the care of the feet; color of the clothing; breathing; ventilation. **Price 10 cents.**

No. 166—How to Swing Indian Clubs.

By Prof. E. B. Warman, the well known exponent of physical culture. The most complete work on this special subject ever issued. By following the directions carefully anyone can become an expert club swinger in a short time, as the diagrams are very plainly and intelligently drawn. **Price 10 cents.**

No. 185—Health Hints. A series of articles by Prof. E. B. Warman, the well known lecturer and authority on physical culture. Prof. Warman treats very interestingly of health influenced by insulation; health influenced by underwear; health influenced by color; exercise, who needs it. **Price 10 cents.**

No. 208—Physical Education and Hygiene. By Prof. E. B. Warman. Contents: Basic principles; longevity; hints on eating—the process of digestion, food values, the uses of salt, medicinal value of certain foods, nutrition, food values compared, the efficacy of sugar, sugar food for muscular work, eating for strength and endurance, fish as brain food, food for the children, digestibility, a word about condiments, bread, appendicitis due to flour, why we eat some foods; hints on drinking—water, milk, buttermilk, tea, coffee, how to remain young; hints on bathing—cold, hot, warm, tepid, salt, Russian, Turkish, cabinet, sun, air; hints on breathing—breathlessness, heart strain, second wind, correct breathing, yawning, the art of Yogi, breathing as applied to bicycling. **Price 10 cents.**

AMERICAN SPORTS PUBLISHING COMPANY, NEW YORK.



A SPECIAL AWARD AND A GRAND PRIZE

were won by A. G. SPALDING & BROS. at the Louisiana Purchase Exposition, 1904, for the best, most complete and most attractive installation of Gymnastic Apparatus, Base Ball and Athletic Supplies shown at the World's Fair.



THE SPALDING OFFICIAL LEAGUE BALL

Used exclusively by the National League, Minor Leagues, and by all Intercollegiate and other Associations for over a quarter of a century. Each ball wrapped in tinfoil and put in a separate box, and sealed in accordance with the regulations of the National League and American Association. Warranted to last a full game when used under ordinary conditions.

Each, \$1.25


A. G. SPALDING & BROS.

New York Chicago St. Louis Denver San Francisco
 Boston Minneapolis Baltimore Kansas City New Orleans
 Buffalo Philadelphia Washington Pittsburg Syracuse Cincinnati
 Montreal, Can. London, England

A SPECIAL AWARD AND GRAND PRIZE

were won by A. G. SPALDING & BROS. at the Louisiana Purchase Exposition, 1904, for the best, most complete and most attractive installation of Gymnastic Apparatus, Base Ball and Athletic Supplies shown at the World's Fair.

THE SPALDING "OFFICIAL" BASKET BALL



BASKET
BALL

THE ONLY
OFFICIAL

Extract from Official Rule Book

RULE II.—BALL

SEC. 3. The ball made by A. G. Spalding & Bros. shall be the official ball.

SEC. 4. The official ball must be used in all match games.

Extract from Official Rule Book

RULE III.—BASKETS.

SEC. 4. The baskets made by A. G. Spalding & Bros. shall be the official baskets.

SEC. 5. The official baskets must be used in all match games.



No. M. "Official" Basket Ball. Each, \$5.00

A SPECIAL AWARD AND GRAND PRIZE

were won by A. G. SPALDING & BROS. at the Louisiana Purchase Exposition, 1904, for the best, most complete and most attractive installation of Gymnastic Apparatus, Base Ball and Athletic Supplies shown at the World's Fair.

Spalding Golf Jackets

VEST SHAPE



- No. VG. Best quality worsted, heavy weight, gilt buttons.
 Made up in Gray and White only. Each, **\$6.00**
- No. CJ. Fine worsted, standard weight, gilt buttons.
 Made up in Gray and White only. Each, **\$5.00**

Spalding Golf Sweater

VEST COLLAR

- No. BO. Made in Gray and White only. Moderately
 open neck, good weight, finest lamb's wool. Ribbed at
 bottom of skirt and cuffs. Each, **\$5.00**

A. G. SPALDING & BROS.

New York	Chicago	St. Louis	Denver	San Francisco
Boston	Minneapolis	Baltimore	Kansas City	New Orleans
Buffalo	Philadelphia	Washington	Pittsburg	Syracuse
	Montreal, Can.		London, England	Cincinnati

A SPECIAL AWARD AND GRAND PRIZE

were won by A. G. SPALDING & BROS. at the Louisiana Purchase Exposition, 1904, for the best, most complete and most attractive installation of Gymnastic Apparatus, Base Ball and Athletic Supplies shown at the World's Fair.

Crescent Golf Clubs



CRESCENT DRIVER

The heads are made of the best selected dogwood and persimmon; the shafts of second growth hickory, well seasoned. An entirely hand-made club. All the latest models.

Socket Drivers and Brassies. Each, \$1.50

CRESCENT IRON GOLF CLUBS

The heads are all hand-forged from the finest mild steel; the shafts of well selected second growth hickory, thoroughly seasoned. They are perfect as to shape, lie and weight, and well finished. Made in rights or lefts, and for men or women. In Cleeks, Mashies, Niblics, Mid-Irons, Driving Irons, Lofters, Putters and other popular models.

Crescent Iron Golf Clubs. Each, \$1.50

Send for Spalding's handsomely illustrated catalogue of athletic goods, mailed free to any address.

A. G. SPALDING & BROS.

New York Chicago St. Louis Denver San Francisco
Boston Minneapolis Baltimore Kansas City New Orleans
Buffalo Philadelphia Washington Pittsburg Syracuse Cincinnati
Montreal, Can. London, England


A SPECIAL AWARD ^{AND} GRAND PRIZE

were won by A. G. SPALDING & BROS. at the Louisiana Purchase Exposition, 1904, for the best, most complete and most attractive installation of Gymnastic Apparatus, Base Ball and Athletic Supplies shown at the World's Fair.

Athletic Training For Schoolboys

(Spalding's Athletic Library No. 246)

By **GEO. W. ORTON**



This book is the most complete work of its kind yet attempted. The compiler is Geo. W. Orton, of the University of Pennsylvania, a famous athlete himself and who is well qualified to give instructions to the beginner. Each event in the intercollegiate programme is treated of separately, both in regards to method of training and form. By following the directions given, the young athlete will be sure to benefit himself without the danger of overworking, as many have done through ignorance, rendering themselves unfitted for their task when the day of competition arrived. Illustrated with numerous full page pictures of leading athletes in action.

PRICE 10 CENTS

Spalding's Catalogue of Athletic Sports shows the Official Implements for all Athletic Events. Send Your Name for a Copy.

A. G. SPALDING & BROS.

New York Chicago St. Louis Denver San Francisco
Boston Minneapolis Baltimore Kansas City New Orleans
Buffalo Philadelphia Washington Pittsburg Syracuse Cincinnati
Montreal, Can. London, England

A SPECIAL AWARD AND A GRAND PRIZE

were won by A. G. SPALDING & BROS. at the Louisiana Purchase Exposition, 1904, for the best, most complete and most attractive installation of Gymnastic Apparatus, Base Ball and Athletic Supplies shown at the World's Fair.

Durand-Steel Lockers

Lockers that Last

Fire-proof

Sanitary

Handome
in Appearance

Easily Erected

And but little more
expensive than a
good wooden
locker



CHURCHILL & SPALDING

464-478 Carroll Ave.

CHICAGO, ILL.

A SPECIAL AWARD AND A GRAND PRIZE

were won by A. G. SPALDING & BROS. at the Louisiana Purchase Exposition, 1904, for the best, most complete and most attractive installation of Gymnastic Apparatus, Base Ball and Athletic Supplies shown at the World's Fair.

SPALDING CHEST WEIGHT No. 2

(See illustration on opposite page)

An ideal machine for home use. Well made and easy running. Rods are $\frac{5}{8}$ inch coppered spring steel; bearings are hardened steel cone points, running in soft gray iron, noiseless and durable. Weight carriage packed with felt, good for long wear, but easily removed and replaced when necessary without the use of glue or wedges of any kind. Weight carriage strikes on rubber bumpers. Weights are 5 pound iron dumb bells, one to each carriage, and may be removed and used as dumb bells if desired. Wall and floor boards are hard wood, nicely finished and stained. All castings heavily japanned. Every part of machine guaranteed free of defect.

No. 2. Each, \$5.00

SPALDING CHEST WEIGHT No. 4

Same type and general design as No. 2, but rods are of larger diameter and both rods and wheels are polished and nickel-plated. This machine is a decidedly neat and attractive piece of apparatus for the home and is well worth the additional cost.

No. 4. Each, \$7.00

HEAD ATTACHMENT

Ready for use by simply snapping to one of the handles. Each, \$1.00

FOOT GEAR ATTACHMENT


Readily attached to handle; can be worn with or without shoe. Each, \$1.00

A. G. SPALDING & BROS.

New York Chicago St. Louis Denver San Francisco
Boston Minneapolis Baltimore Kansas City New Orleans
Buffalo Philadelphia Washington Pittsburg Syracuse Cincinnati
Montreal, Can. London, England

A SPECIAL AWARD AND A GRAND PRIZE

were won by A. G. SPALDING & BROS. at the Louisiana Purchase Exposition, 1904, for the best, most complete and most attractive installation of Gymnastic Apparatus, Base Ball and Athletic Supplies shown at the World's Fair.



**Spalding
Chest
Weight
No. 2**

See
Description
on
Opposite
Page

A. G. SPALDING & BROS.

New York Chicago St. Louis Denver San Francisco
Boston Minneapolis Baltimore Kansas City New Orleans
Buffalo Philadelphia Washington Pittsburg Syracuse Cincinnati
Montreal, Can. London, England

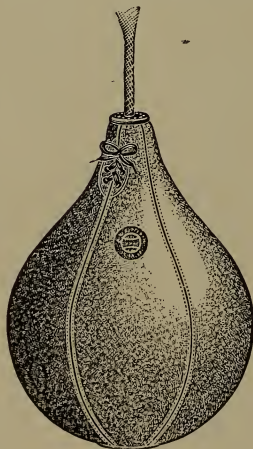
A SPECIAL AWARD AND GRAND PRIZE

were won by A. G. SPALDING & BROS. at the Louisiana Purchase Exposition, 1904, for the best, most complete and most attractive installation of Gymnastic Apparatus, Base Ball and Athletic Supplies shown at the World's Fair.

The Spalding Striking Bags

The Bladders used in all our Striking Bags are made of pure Para Rubber and are Fully Guaranteed

All our single end bags are made with solid leather top, through center of which rope passes, making them the most certain in action of any. Laces on side at top, so that the bladder can be inflated without interfering with rope. Each bag is most carefully inspected and then packed complete in box with bladder, lace and rope.



No. 19. Made of highest quality Patna kid, the lightest and strongest of leather. Sewed with linen thread, double stitched and red welted seams. Especially suitable for exhibition work, and a very fast bag. . . . Each, \$7.00

No. 19S. Same material as in No. 19, but furnished with special light bladder and weighs only 7-oz. complete. The fastest bag made, but very strong and durable. . . . Each, \$7.00

No. 18. The "Fitzsimmons Special." Made of finest selected olive Napa tanned leather, extra well made; double stitched, red welted seams and reinforced throughout. For training purposes particularly this bag will be found extremely satisfactory in every respect. . . . Each, \$5.00

No. 18S. Same as No. 18, but smaller in size and lighter. Intended for very speedy work. . . . Each, \$5.00

Spalding's handsomely illustrated catalogue of athletic goods mailed free to any address.

A. G. SPALDING & BROS.

New York	Chicago	St. Louis	Denver	San Francisco
Boston	Minneapolis	Baltimore	Kansas City	New Orleans
Buffalo	Philadelphia	Washington	Pittsburg	Syracuse
	Montreal, Can.		London, England	Cincinnati

A SPECIAL AWARD AND GRAND PRIZE

were won by A. G. SPALDING & BROS. at the Louisiana Purchase Exposition, 1904, for the best, most complete and most attractive installation of Gymnastic Apparatus, Base Ball and Athletic Supplies shown at the World's Fair.

The Spalding Striking Bags

The Bladaers used in all our Striking Bags are made of pure Para Rubber and are Fully Guaranteed

All our single end bags are made with solid leather top, through center of which rope passes, making them the most certain in action of any. Laces on side at top, so that the bladder can be inflated without interfering with rope. Each bag is most carefully inspected and then packed complete in box with bladder, lace and rope.

- No. 20. Made of finest selected calfskin, double stitched, red welted seams and reinforced throughout. Very fast and a durable bag for gymnasium use. Each, \$5.50
- No. 12. Made of olive tanned leather, specially selected; double stitched, red welted seams and reinforced throughout. Excellent for quick work. Each, \$4.00
- No. 10. Made of specially tanned brown glove leather; double stitched, red welted seams and reinforced throughout. Well made in every particular. Each, \$3.00
- No. 17. Made of fine craven tanned leather, well finished; double stitched, red welted seams and reinforced throughout. A good all around bag. Each, \$2.50
- No. 16. Made of extra fine grain leather; full size and lined throughout. Each, \$2.00
- No. 15. Made of olive tanned leather; full size and lined throughout; red welted seams. Each, \$1.50
- No. 14. Good quality brown leather; lined throughout. " 1.00

Spalding's handsomely illustrated catalogue of athletic goods mailed free to any address

A. G. SPALDING & BROS.

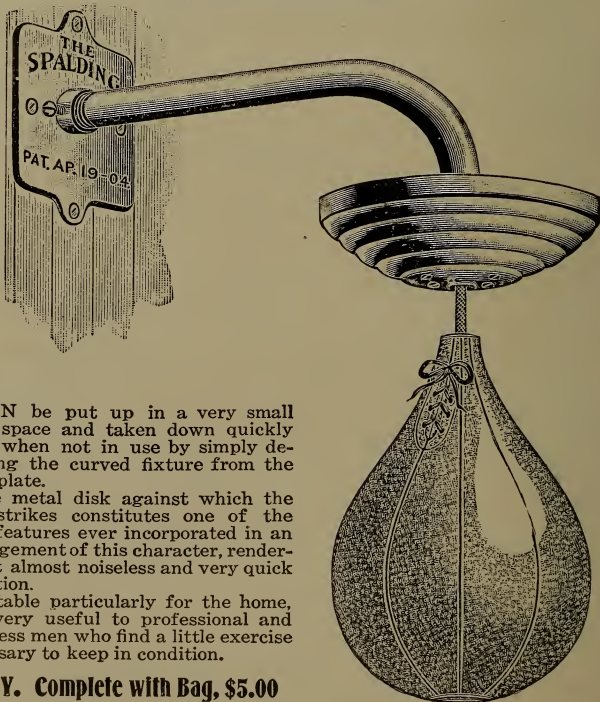
New York	Chicago	St. Louis	Denver	San Francisco
Boston	Minneapolis	Baltimore	Kansas City	New Orleans
Buffalo	Philadelphia	Washington	Pittsburg	Syracuse Cincinnati
	Montreal, Can.		London, England	

A SPECIAL AWARD AND GRAND PRIZE

were won by A. G. SPALDING & BROS. at the Louisiana Purchase Exposition, 1904, for the best, most complete and most attractive installation of Gymnastic Apparatus, Base Ball and Athletic Supplies shown at the World's Fair.

The Spalding Disk Platform

PATENTED APRIL 19, 1904



CAN be put up in a very small space and taken down quickly when not in use by simply detaching the curved fixture from the wall plate.

The metal disk against which the bag strikes constitutes one of the best features ever incorporated in an arrangement of this character, rendering it almost noiseless and very quick in action.

Suitable particularly for the home, and very useful to professional and business men who find a little exercise necessary to keep in condition.

No. Y. Complete with Bag, \$5.00

A. G. SPALDING & BROS.

New York Chicago St. Louis Denver San Francisco
Boston Minneapolis Baltimore Kansas City New Orleans
Buffalo Philadelphia Washington Pittsburg Syracuse Cincinnati
Montreal, Can. London, England

A SPECIAL AWARD AND GRAND PRIZE

were won by A. G. SPALDING & BROS. at the Louisiana Purchase Exposition, 1904, for the best, most complete and most attractive installation of Gymnastic Apparatus, Base Ball and Athletic Supplies shown at the World's Fair.

The Spalding Official Intercollegiate Foot Ball



WE have spared no expense in making this ball perfect in every detail, and offer it as the finest foot ball ever produced. Each ball is thoroughly tested, packed in a separate box and sealed, so that our customers are guaranteed a perfect ball inside when same is received with seal unbroken. A polished and nickel-plated brass foot ball inflater and lacing needle will be packed with each Intercollegiate foot ball without extra charge. Used exclusively by all the leading universities, colleges and athletic associations without exception.

No. J5. Complete, \$4.00


A. G. SPALDING & BROS.

New York Chicago St. Louis Denver San Francisco
Boston Minneapolis Baltimore Kansas City New Orleans
Buffalo Philadelphia Washington Pittsburg Syracuse Cincinnati
Montreal, Can. London, England

A SPECIAL AWARD AND GRAND PRIZE

were won by A. G. SPALDING & BROS. at the Louisiana Purchase Exposition, 1904, for the best, most complete and most attractive installation of Gymnastic Apparatus, Base Ball and Athletic Supplies shown at the World's Fair.

THE SPALDING "OFFICIAL" BASKET BALL



Extract from Official Rule Book

RULE II.—BALL

SEC. 3. The ball made by A. G. Spalding & Bros. shall be the official ball.

SEC. 4. The official ball must be used in all match games.

Extract from Official Rule Book

RULE III.—BASKETS.

SEC. 4. The baskets made by A. G. Spalding & Bros. shall be the official baskets.

SEC. 5. The official baskets must be used in all match games.



No. M. "Official" Basket Ball. Each, \$5.00

A SPECIAL AWARD AND A GRAND PRIZE

were won by A. G. SPALDING & BROS. at the Louisiana Purchase Exposition, 1904, for the best, most complete and most attractive installation of Gymnastic Apparatus, Base Ball and Athletic Supplies shown at the World's Fair.

Spalding "Official" Association Foot Ball

*An Association Foot Ball that
Is Right in Every Particular*



Made in the improved style with eight sections and "black button" ends. This constitutes strongest construction known for a round ball. It is made of special English grain leather and in every way conforms to the balls used by the best

teams on the other side. Each ball is packed complete with a pure Para rubber guaranteed bladder, a foot ball inflater, rawhide lace, and a lacing needle in sealed box, and contents guaranteed perfect if seal is unbroken.

**No. H. "Official" Association Foot Ball
\$4.00**

Spalding's handsomely illustrated catalogue of athletic goods mailed free to any address.

A. G. SPALDING & BROS.

New York	Chicago	St. Louis	Denver	San Francisco	
Boston	Minneapolis	Baltimore	Kansas City	New Orleans	
Buffalo	Philadelphia	Washington	Pittsburg	Syracuse	Cincinnati
	Montreal, Can.		London, England		

A SPECIAL AWARD AND GRAND PRIZE

were won by A. G. SPALDING & BROS. at the Louisiana Purchase Exposition, 1904, for the best, most complete and most attractive installation of Gymnastic Apparatus, Base Ball and Athletic Supplies shown at the World's Fair.

THE SPALDING "HIGHEST QUALITY" SWEATERS



Made of the very finest Australian lamb's wool, and exceedingly soft and pleasant to wear. They are full fashioned to body and arms and without seams of any kind. The various grades in our "Highest Quality" Sweaters are identical in quality and finish, the difference

in price being due entirely to variations in weight.

Our No. AA Sweaters are considerably heavier than the heaviest sweater ever knitted and cannot be furnished by any other maker, as we have exclusive control of this special weight.

No. AA. Particularly suitable for foot ball and skating. Heaviest sweater made. Each, \$7.00

No. A. "Intercollegiate" special weight. " 6.00

No. B. Heavy weight. " 5.00

No. C. Standard weight. " 4.00

Colors: White, Navy Blue, Black, Gray, Maroon and Cardinal. Other colors to order. Prices on application. All made with 10-inch collars; sizes 28 to 44 inches.

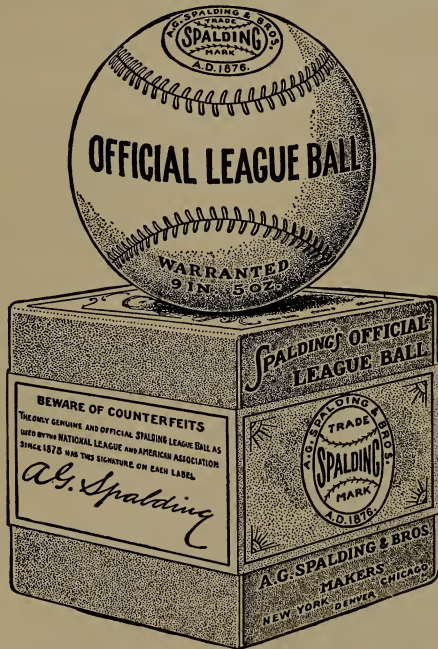
Send for Spalding's Complete Catalogue of all Athletic Sports.

A. G. SPALDING & BROS.

New York Chicago St. Louis Denver San Francisco
Boston Minneapolis Baltimore Kansas City New Orleans
Buffalo Philadelphia Washington Pittsburg Syracuse Cincinnati
Montreal, Can. London, England

A SPECIAL AWARD AND A GRAND PRIZE

were won by A. G. SPALDING & BROS. at the Louisiana Purchase Exposition, 1904, for the best, most complete and most attractive installation of Gymnastic Apparatus, Base Ball and Athletic Supplies shown at the World's Fair.



THE SPALDING OFFICIAL LEAGUE BALL

Used exclusively by the National League, Minor Leagues, and by all Intercollegiate and other Associations for over a quarter of a century. Each ball wrapped in tinfoil and put in a separate box, and sealed in accordance with the regulations of the National League and American Association. Warranted to last a full game when used under ordinary conditions.

Each, \$1.25

A. G. SPALDING & BROS.

New York	Chicago	St. Louis	Denver	San Francisco
Boston	Minneapolis	Baltimore	Kansas City	New Orleans
Buffalo	Philadelphia	Washington	Pittsburg	Syracuse
	Montreal, Can.		London, England	Cincinnati

SPALDING'S ATHLETIC LIBRARY

Spalding's Athletic Library is devoted to all athletic sports and pastimes, indoor and outdoor, and is the recognized American cyclopedia of sport. Each book is complete in itself; and those sports which are governed by National Associations always designate Spalding's Athletic Library as the official publication. This gives to each book the official authority to contain the rules. Each year the books are brought up to date, with the latest rules, new ideas, new pictures and valuable information, thus making the series the most valuable of its kind in the world. The price, 10 cents per copy, places them in the reach of all, and no one's library can be complete unless all numbers are found therein.



No. 13—How to Play Hand Ball

By the world's champion, Michael Egan, of Jersey City. This book has been rewritten and brought up to date in every particular. Every play is thoroughly explained by text and diagram. The numerous illustrations consist of full pages made from photographs of Champion Egan in action. Price 10 cents.



No. 14—Curling

A short history of this famous Scottish pastime, with instructions for play, rules of the game, definitions of terms and diagrams of different shots. Price 10 cents.



No. 23—Canoeing

By C. Bowyer Vaux. Paddling, sailing, cruising and racing canoes and their uses; with hints on rig and management; the choice of a canoe; sailing canoes; racing regulations; canoeing and camping. Fully illustrated. Price 10 cents.



No. 27—College Athletics

M. C. Murphy, the well-known athletic trainer, now with Pennsylvania, the author of this book, has written it especially for the schoolboy and college man, but it is invaluable for the athlete who wishes to excel in any branch of athletic sport. The subjects comprise the following articles: Training, starting, sprinting; how to train for the quarter, half,

mile and longer distances; walking; high and broad jumping; hurdling; pole vaulting; throwing the hammer. It is profusely illustrated with pictures of leading athletes, and has been revised for the season of 1906. Price 10 cents.



No. 29—Exercising With Pulley Weights

By Dr. Henry S. Anderson, instructor in heavy gymnastics Yale gymnasium, Anderson Normal School, Chautauqua University. In conjunction with a chest machine, anyone with this book can become perfectly developed. Contains all

the various movements necessary to become proficient and of well-developed physique. Price 10 cents.



No. 55—Official Sporting Rules

Contains rules not found in other publications for the government of many sports; rules for wrestling, cross-country running, shuffleboard, skating, snowshoeing, quoits, potato racing, professional racing, racquets, pigeon flying, dog

racing, pistol and revolver shooting. Price 10 cents.



No. 87—Athletic Primer

Edited by James E. Sullivan, Secretary-Treasurer of the Amateur Athletic Union; tells how to organize an athletic club, how to conduct an athletic meeting, and gives rules for the government of athletic meetings; contents also include directions for building a track and laying out athletic grounds, and a very instructive article on

training; fully illustrated with pictures of leading athletes in action. Price 10 cents.



No. 102—Ground Tumbling

By Prof. Henry Walter Worth, who was for years physical director of the Armour Institute of Technology. Any boy, by reading this book and following the instructions, which are drawn from life, can become a proficient tumbler; all the various tricks explained. Price 10 cents.



No. 104—The Grading of Gymnastic Exercises

By G. M. Martin, Physical Director of the Y. M. C. A. of Youngstown, Ohio. It is a book that should be in the hands of every physical director of the Y. M. C. A., school, club, college, etc. The contents

comprise: The place of the class in physical training; grading of exercises and season schedules—grading of men, grading of exercises, season schedules for various classes, elementary and advanced classes, leaders, optional exercises, examinations, college and school work; calisthenic exercises, graded apparatus exercises and general massed class exercises. Nearly 200 pages. Price 10 cents.



No. 124—How to Become a Gymnast

By Robert Stoll, of the New York A. C., the American champion on the flying rings from 1885 to 1892. Any boy who frequents a gymnasium can easily follow the illustrations and instructions in this book and with a little practice become proficient on the horizontal and parallel

bars, the trapeze or the "horse." Price 10 cents.



No. 128—How to Row

By E. J. Giannini, of the New York A. C., one of America's most famous amateur oarsmen and champions. This book will instruct any one who is a lover of rowing how to become an expert. It is fully illustrated, showing how to hold the oars, the finish of the stroke and other information that will prove valuable to the beginner. Contains also the official laws of boat racing. Price 10 cents.



No. 129—Water Polo

By Gus Sundstrom, instructor at the New York A. C. It treats of every detail, the individual work of the players, the practice of the team, how to throw the ball, with illustrations and many valuable hints. Price 10 cents.



No. 138—Official Croquet Guide

Contains directions for playing, diagrams of important strokes, description of grounds, instructions for the beginner, terms used in the game, and the official playing rules. Price 10 cents.



No. 140—Wrestling

Catch as catch can style. By E. H. Hitchcock, M. D., of Cornell, and R. F. Nelligan, of Amherst College. The book contains nearly seventy illustrations of the different holds, photographed especially, and so described that anybody who desires to become expert in wrestling can, with little effort, learn every one. Price 10 cents.



No. 142—Physical Training Simplified

By Prof. E. B. Warman, the well-known physical culture expert. Is a complete, thorough and practical book where the whole man is considered—brain and body. By following the instructions no apparatus is required. The book is adapted for

both sexes. The exercises comprise directions as follows: how to stand; how to sit; how to rest; breathing; exercises for the fingers, wrists, elbows, shoulders, neck, hips, knees, ankles; a word about the muscles; the arms and thighs; shoulders and chest; waist; sides; back and abdomen; bowing; bending; twisting; the liver squeezer, etc., etc. Fully illustrated. Price 10 cents.



No. 143—Indian Clubs and Dumb-bells

Two of the most popular forms of home or gymnasium exercise. This book is written by America's amateur champion club swinger, J. H. Dougherty. It is clearly illustrated, by which any novice can become an expert. Price 10 cents.



No. 149—The Care of the Body

A book that all who value health should read and follow its instructions. By Prof. E. B. Warman, the well known lecturer and authority on physical culture. The subject is thoroughly treated, as a glance at the following small portion of the contents shows: An all-around athlete; muscular Christianity; eating; diet—various opinions;

bill of fare for brain workers; bill of fare for muscle-makers; what to eat and drink; a simple diet; an opinion on brain food: why is food required? drinking water; nutrition—how food nourishes the body; a day's food, how used; constituents of a day's ration—beefsteak, potatoes bread, butter, water; germs of disease, etc. Price 10 cents.



No. 154—Field Hockey

To those in need of vigorous and healthful out-of-doors exercise, this game is recommended highly. Its healthful attributes are manifold and the interest of player and spectator alike is kept active throughout the progress of the game. The game is prominent in the sports at Vassar, Smith, Wellesley, Bryn Mawr and

other leading colleges. Price 10 cents.



No. 156—The Athlete's Guide

How to become an athlete. It contains full instructions for the beginner, telling how to sprint, hurdle, jump and throw weights, general hints on training; in fact, this book is one of the most complete on the subject that has ever appeared. Special chapters contain valuable advice to beginners and important A. A. U. rules

and their explanations, while the pictures comprise many scenes showing champions in action. Price 10 cents.



No. 157—How to Play Lawn Tennis

A complete description of lawn tennis; a lesson for beginners and directions telling how to make the most important strokes; styles and skill of the experts; the American twist service; how to build and keep a court. Illustrated from photographs

of leading players in action. Price 10 cents.



No. 158—Indoor and Outdoor Gymnastic Games

Without question one of the best books of its kind ever published. Compiled by Prof. A. M. Chesley, the well-known Y. M. A. C. physical director. It is a book that will prove valuable to indoor and outdoor gymnasiums,

schools, outings and gatherings where there are a number to be amused. The games described comprise a list of 120, divided into several groups. Price 10 cents.



No. 161—Ten Minutes' Exercise for Busy Men

By Dr. Luther Halsey Gulick, Director of Physical Training in the New York public schools. Anyone who is looking for a concise and complete course of physical education at home would do well to procure a copy of this book. Ten

minutes' work as directed is exercise anyone can follow. It already has had a large sale and has been highly commended by all who have followed its instructions. Nearly 100 pages of illustrations and 100 of text. Price 10 cents.



No. 162—Boxing Guide

For many years books have been issued on the art of boxing, but it has remained for us to arrange a book that we think is sure to fill all demands. It contains over 70 pages of illustrations showing all the latest blows, posed especially for this book under the supervision of a well-known instructor of boxing, who makes a

specialty of teaching and knows how to impart his knowledge. They are so arranged that anyone can easily become proficient. A partial list of the contents include: The correct position; clenching the fist; gauging distance; the first principles of hitting; the elements of defence; feinting; knockout blows; chin punch; the blow under the ear; the famous solar plexus knockout; the heart blow; famous blows and their originators: Fitzsimmons' contribution; the McCoy corkscrew; the kidney punch; the liver punch; the science of boxing; proper position of hand and arm; left hook to face; hook to the jaw; how to deliver the solar plexus; correct delivery of a right uppercut; blocking a right swing and sending a right uppercut to chin; blocking a left swing and sending a left uppercut to chin; the side step, etc., etc.; hints on training, diet and breathing; how to train; rules for boxing. Price 10 cents.



No. 165—The Art of Fencing

This is a new book by Regis and Louis Senac, of New York, famous instructors and leading authorities on the subject. Messrs. Senac give in detail how every move should be made, and tell it so clearly that anyone can follow the instructions. It is illustrated with sixty full page pictures, posed especially for this book. Price 10 cents.



No. 166—How to Swing Indian Clubs

By Prof. E. B. Warman, the well-known exponent of physical culture. By following the directions carefully anyone can become an expert. Price 10 cents.



No. 167—Quoits

By M. W. Deshong. The need of a book on this interesting game has been felt by many who wished to know the fine points and tricks used by the experts. Mr. Deshong explains them, with illustrations, so that a novice can readily understand. Price 10 cents.



No. 170—Push Ball

Played with an air-inflated ball 6 feet in diameter, weighing about 50 pounds. A side consists of eleven men. This book contains the official rules and a sketch of the game; illustrated. Price 10 cents.



No. 174—Distance and Cross Country Running

By George Orton, the famous University of Pennsylvania runner. Tells how to become proficient at the quarter, half, mile, the longer distances, and cross-country running and steeplechasing, with instructions for training and schedules to be obtained.

Illustrated with numerous pictures of leading athletes in action, with comments by the editor on the good and bad points shown. Price 10 cents.



No. 177—How to Swim

By J. H. Sterrett, the leading authority on swimming in America. The instructions will interest the expert as well as the novice; the illustrations were made from photographs especially posed, showing the swimmer in clear water; a valuable feature is the series of "land drill" exercises for

the beginner, which is illustrated by many drawings. The contents comprise: A plea for education in swimming; swimming as an exercise and for development; land drill exercises; plain swimming; best methods of learning; the breast stroke; breathing; under-arm side stroke; scientific strokes—over-arm side stroke; double over-arm or "trudgeon" stroke; touching and turning; training for racing; ornamental swimming; floating; diving; running header; back dive; diving feet foremost; the propeller; marching on the water; swimming on the back; amateur swimming rules; amateur plunging rules.. Price 10 cents.



No. 178—How to Train for Bicycling

Gives methods of the best riders when training for long or short distance races; hints on training. Revised and up-to-date in every particular. Price 10 cents.



No. 180—Ring Hockey

A new game for the gymnasium, invented by Dr. J. M. Vorhees of Pratt Institute, Brooklyn, that has sprung into instant popularity; as exciting as basket ball. This book contains official rules. Price 10 cents.



No. 182—All-Around Athletics

Gives in full the method of scoring the All-Around Championship, giving percentage tables showing what each man receives for each performance in each of the ten events. It contains as well instructive articles on how to train for the All-Around Championship. Illustrated

with many pictures of champions in action and scenes at all-around meets. Price 10 cents.



No. 185—Health Hints

A series of articles by Prof. E. B. Warman, the well known lecturer and authority on physical culture. Prof. Warman treats very interestingly of health influenced by insulation; health influenced by underwear; health influenced by color; exercise, who needs it? Price 10 cents.



No. 188—Lawn Hockey, Tether Tennis, Golf Croquet, Volley Ball, Hand Tennis, Garden Hockey, Parlor Hockey, Badminton

Containing the rules for each game. Illustrated. Price 10 cents.



No. 189—Rules for Games

Compiled by Jessie H. Bancroft, director of physical training, department of education, New York City. These games are intended for use at recesses, and all but the team games have been adapted to large classes. Suitable for children from three to eight years, and include a great variety, divided under the general heads of ball

games, bean bag games, circle games, singing and miscellaneous games. Price 10 cents.



No. 191—How to Punch the Bag

By W. H. Rothwell ("Young Corbett"). This book is undoubtedly the best treatise on bag punching that has ever been printed. Every variety of blow used in training is shown and explained. The pictures comprise thirty-three full page

reproductions of Young Corbett as he appears while at work in his training quarters. The photographs were taken by our special artist and cannot be seen in any other publication. Fancy bag punching is treated by a well known theatrical bag puncher, who shows the latest tricks. Price 10 cents.



No. 193—How to Play Basket Ball

By G. T. Hepbron, editor of the Official Basket Ball Guide. Contains full instructions for players, both for the expert and the novice, duties of officials, and specially posed full page pictures showing the correct and incorrect methods of playing.

The demand for a book of this character is fully satisfied in this publication, as many points are included which could not be incorporated in the annual publication of the Basket Ball Guide for want of room. Price 10 cents.



No. 194—Racquets, Squash-Racquets and Court Tennis

The need of an authoritative handbook at a popular price on these games is filled by this book. How to play each game is thoroughly explained, and all the difficult strokes shown by special photographs taken especially for this book. Contains

the official rules for each game, with photographs of well known courts. Price 10 cents.



No. 195—Official Roque Guide

The official publication of the National Roque Association of America. Edited by Prof. Charles Jacobus, ex-champion. Contains a description of the courts and their construction, diagrams of the field, illustrations, rules and valuable information concerning the game of roque. Price 10 cents.



No. 199—Equestrian Polo Guide

Compiled by H. L. FitzPatrick of the New York Sun. Illustrated with portraits of leading players and contains most useful information for polo players in relation to playing the game, choosing of equipment and mounts; contains the official rules and

handicaps of the National Association Price 10 cents.



No. 200—Dumb-Bells

This is undoubtedly the best work on dumb-bells that has ever been offered. The author, Mr. G. Bojus, was formerly superintendent of physical culture in the Elizabeth (N.J.) public schools, instructor at Columbia University (New York), instructor for four years at the Columbia

summer school, and is now proprietor of the Park Place Gymnasium, at 14 Park Place, New York City. The book contains 200 photographs of all the various exercises, with the instructions in large, readable type. It should be in the hands of every teacher and pupil of physical culture, and is invaluable for home exercise as well. Price 10 cents.



No. 201 - Lacrosse - From Candidate to Team

By William C. Schmeisser, captain Johns Hopkins University champion intercollegiate lacrosse team of 1902; edited by Ronald T. Abercrombie, ex-captain and coach of Johns Hopkins University lacrosse team, 1900-1904.

Every position is thoroughly explained in a most simple and concise manner, rendering it the best manual of the game ever published. Illustrated with numerous snapshots of important plays. Price 10 cents.



No. 202 - How to Play Base Ball

Edited by T. H. Murnane. New and revised edition. Contents: How to become a batter, by Napoleon Lajoie, James Collins, Hugh Jennings and Jesse Tannehill; how to run the bases, by Jack Doyle and Frank L. Chance; advice to base runners, by

James E. Sullivan, Sec.-Treas. A.A.U.; how to become a good pitcher, by Cy Young, "Rube" Waddell and Bert Cunningham; on curve pitching, by Cy Young, James J. Callahan, Frank Donahue, Vic Willis, William Dineen and Charley Nichols; how to become a good catcher, by Eddie Phelps, William Sullivan and M. J. Kittridge; how to play first base, by Hugh Jennings; how to play second base, by Napoleon Lajoie and William Gleason; how to play third base, by James Collins and Lave Cross; how to play shortstop, by Herman Long; how to play the infield, by Charles A. Comiskey; how to play the outfield, by Fred Clarke; the earmarks of a ball player, by John J. McGraw; good advice for players; how to organize a team; how to manage a team; how to score a game; how to umpire a game; base ball rules interpreted for boys. Price 10 cents.



No. 207 - Bowling on the Green; or, Lawn Bowls

How to construct a green; necessary equipment; how to play the game, and the official rules as promulgated by the Scottish Bowling Association. Edited by Mr. James W. Greig. Illustrated. Price 10 cents.



No. 208 - Physical Education and Hygiene

This is the fifth of the Physical Training series, by Prof. E. B. Warman (see Nos. 142, 149, 166, 185, 213, 261), and a glance at the contents shows the variety of subjects: Chapter I—Basic principles; longevity. Chapter II—Hints on eating; food values; Chapter III—Medicinal value of certain foods.

Chapter IV—The uses of salt. Chapter V—The efficacy of sugar; sugar, food for muscular work; eating for strength and endurance; fish as brain food; food for the children. Chapter VI—Hints on drinking—Water, milk, butter-milk, tea, coffee; how to remain young. Chapter VII—Hints on bathing; cold, hot, warm, tepid, salt, sun, air, Russian, Turkish, cabinet. Chapter VIII—Hints on breathing; breathlessness, heart strain, second wind, yawning, the art of yogi. Price 10 cents.



No. 209 - How to Become a Skater

Contains advice for beginners; how to become a figure skater thoroughly explained, with many diagrams showing how to do all the different tricks of the best figure skaters, including the Mo-

hawk, with all its variations; Q's, forward and backward, inside and outside; the crosscuts, including the difficult Swedish style; inside and outside spins; the grapevine, with its numerous branches, and many other styles, which will be comparatively simple to any one who follows the directions given. Profusely illustrated with pictures of prominent skaters and numerous diagrams. Price 10 cents.



No. 213-285 Health Answers

Contents: Necessity for exercise in the summer; three rules for bicycling; when going up-hill; sitting out on summer nights; ventilating a bedroom; ventilating a house; how to obtain pure air; bathing; salt water baths at home; a substitute for ice water; drinking ice water; to

cure insomnia; asleep in two minutes; for those who ride wheels; summer outdoor exercise; profuse perspiration; danger of checking perspiration; dress, hot weather, etc., etc. Price 10 cents.



No. 214-Graded Calisthenics and Dumb-Bell Drills

By Albert B. Wegener, Physical Director Y. M. C. A., Rochester, N. Y. Ever since graded apparatus work has been used in gymnastics, the necessity of having a mass drill that would harmonize with it has been felt. For years it has been the established

custom in most gymnasiums of memorizing a set drill, never varied from one year's end to the other; consequently the beginner was given the same kind and amount as the older member. With a view to giving uniformity the present treatise is attempted. Price 10 cents.



No. 217-Olympic Handbook

Compiled by J. E. Sullivan, Chief Department Physical Culture, Louisiana Purchase Exposition, and Director Olympic Games, 1904. Contains a complete report of the Olympic Games of 1904, with list of records and pictures of hundreds of athletes; also reports of the games of 1896 and 1900. Price 10 cents.



No. 219—Base Ball Percentage Book

To supply a demand for a book which would show the percentage of clubs without recourse to the arduous work of figuring, the publishers of Spalding's Athletic Library have had Mr. John B. Foster, sporting editor of the New York Evening

Telegram, compile a book which answers every requirement, and which has met with the greatest praise for its accuracy and simplicity. No follower of the game can afford to be without it. Price 10 cents.

An Encyclopedia of Base Ball

Attention is called to the following ten numbers of Spalding's Athletic Library, embracing the greatest collection of books of instruction for playing the various positions in the game that has ever been published. These books are entirely new and up-to-date, and contain the latest methods of play. Each number is complete in itself and is profusely illustrated. Be sure and ask for Spalding's Athletic Library. For detailed description see following numbers:



No. 223—How to Bat

The most important part of ball playing nowadays, outside of pitching, is batting. The team that can bat and has some good pitchers can win base ball games; therefore, every boy and young man who has, of course, already learned to catch, should turn his attention to this department of the

game, and there is no better way of becoming proficient than by reading this book and then constantly practising the little tricks explained therein. It is full of good advice to batsmen, and many good batters will be surprised to find contained in it so many points of which they were unaware. Edited by Jesse F. Matteson of the Chicago American, and profusely illustrated. Price 10 cents.



No. 224—How to Play the Outfield

Compiled especially for the young player who would become an expert. The best book on playing the outfield that has ever been published. There are just as many tricks to be learned, before a player can be a competent fielder, as there are in any

other position on a nine, and this book explains them all. Illustrated with numerous page pictures of leading outfielders. Price 10 cents.

No. 225—How to Play First Base



No other position on a ball team has shown such a change for the better in recent years as first base. Modifications in line with the betterment of the sport in every department have been made at intervals, but in no other department have they been so radical. No boy who plays the initial sack can afford to overlook the points and hints contained in this book. Entirely

new and up to date. Illustrated with full page pictures of all the prominent first basemen. Price 10 cents.

No. 226—How to Play Second Base



There are so few men who can cover second base to perfection that their names can easily be called off by anyone who follows the game of base ball. Team owners who possess such players would not part with them for thousands of dollars. These men have been interviewed and their ideas incorporated in this book for the especial benefit of boys who want to know the fine

points of play at this point of the diamond. Illustrated with full page pictures. Edited by J. E. Wray, sporting editor St. Louis Globe-Democrat. Price 10 cents.

No. 227—How to Play Third Base



Third base is, in some respects, the most important of the infield. No major league team has ever won a pennant without a great third baseman. Collins of the Boston Americans and Leach of Pittsburg are two of the greatest third basemen the game has ever seen, and their teams owe much of the credit for pennants they have won to them. These men in this book describe

just how they play the position. Everything a player should know is clearly set forth and any boy will surely increase his chances of success by a careful reading of this book. Illustrated. Price 10 cents.



No. 228—How to Play Short-stop

Shortstop is one of the hardest positions on the infield to fill, and quick thought and quick action are necessary for a player who expects to make good as a shortstop. The views of every well known player who covers this position have been sought in

compiling this book, and it is offered as being the most complete book of its class ever produced. The boy who would excel at short needs to study it thoroughly. Illustrated. Price 10 cents.



No. 229—How to Catch

Undoubtedly the best book on catching that has yet been published. Every boy who has hopes of being a clever catcher should read how well known players cover their position. Among the more noted ones who describe their methods of play in this book are Lou Criger of the Boston

Americans, Johnnie Kling of the Chicago Nationals and Jack O'Connor of the St. Louis Browns. The numerous pictures in the book comprise those of all the noted catchers in the big leagues. Price 10 cents.

No. 230—How to Pitch



A new, up-to-date book. Published for the first time this year. No boy can afford to be without a copy of it. Edited by John B. Foster of the Evening Telegram (New York). The object of this book is to aid the beginners who aspire to become clever twirlers, and its contents are the practical teaching of men who have reached the top as pitchers, and who have had experience,

both as members of the best clubs playing base ball and as contenders against teams that have enjoyed national reputations. Price 10 cents.

No. 231—How to Coach; How to Captain a Team; How to Manage a Team; How to Umpire; How to Organize a League



A useful guide to all who are interested in the above subjects. Jimmy Collins, manager-captain of the Boston Americans, writes on coaching; M. J. Kelly of the St. Paul champions, on captaining; Al Buckenberger of the Rochester team, on managing; Frank Dwyer of the American League staff, on umpiring; Fred Lake on minor leagues, and the editor of the book,

T. H. Murnane, President of the New England League, on how to organize a league. Price 10 cents.

No. 232—How to Run the Bases



The importance of base running as a scientific feature of the national game is becoming more and more recognized each year. Besides being spectacular, feats of base stealing nearly always figure in the winning of a game. Many a close contest is decided on the winning of that little strip of 90 feet which lies between cushions.

When hits are few and the enemy's pitchers

steady, it becomes incumbent on the opposing team to get around the bases in some manner. Effective stealing not only increases the effectiveness of the team by advancing its runners without wasting hits, but it serves to materially disconcert the enemy and frequently has caused an entire opposing club to temporarily lose its poise and throw away the game. This book gives clear and concise directions for excelling as a base runner; tells when to run and when not to do so; how and when to slide; team work on the bases; in fact, every point of the game is thoroughly explained. In addition such clever men as Harry Bay, the fleet footed Clevelander; Frank Chance, Bill Dahlen and Hans Wagner describe their methods of action. Illustrated with pictures of leading players. Price 10 cents.

No. 233—Jiu Jitsu



A complete description of this famous Japanese system of self-defence. Each move thoroughly explained and illustrated with numerous full page pictures of Messrs. A. Minami and K. Koyama, two of the most famous exponents of the art of Jiu Jitsu, who posed especially for this book. Be sure and ask for the Spalding

Athletic Library book on Jiu Jitsu. Price 10 cents.

No. 234—School Tactics and Maze Running

A series of drills for the use of schools. Edited by Dr. Luther Halsey Gulick, Director of Physical Training in the New York public schools. Price 10 cents.



No. 236—How to Wrestle

Without question the most complete and up-to-date book on wrestling that has ever been printed. Edited by F. R. Toombs, and devoted principally to special poses and illustrations by Georges Hackenschmidt, the "Russian Lion." It shows the champion in many poses, and also contains a special article on "Training," in which he gives good advice to beginners. The book also contains in addition many full pages of poses by Tom Jenkins and other famous wrestlers. Besides showing accurately how to secure each hold and fall, the book also contains interesting articles on training, and the official rules for all styles of wrestling. Be sure to ask for the Spalding Athletic Library book "How to Wrestle." Price 10 cents.



No. 237 — Association Foot Ball

A complete and up-to-date guide to the "Socker" game in the United States, containing instructions for playing the game, official rules, and interesting news from all parts of the country. Illustrated with numerous pictures of leading teams. Price 10 cents.



No. 238—Muscle Building

By Dr. L. H. Gulick, Director of Physical Training in the New York public schools. A complete treatise on the correct method of acquiring muscular strength. Illustrated with numerous full page engravings. Price 10 cents.

No. 239—Official Intercollegiate A.A.A. Handbook



Contains constitution, by-laws, laws of athletics, and rules to govern the awarding of the championship cup of the Intercollegiate Athletic Association of Amateur Athletes of America, the governing body in college athletics. Contains official intercollegiate records from 1876 to 1905, with the winner's name and time in each event, list of points won by each college, and list of officers of the association from 1889 to 1905, inclusive. To anyone interested the book is invaluable as a record. Price 10 cents.



No. 240—Spalding's Official Foot Ball Guide

Edited by Walter Camp. Contains the official rules, with diagram of field; All-America teams as selected by leading authorities; reviews of the game from various sections of the country; scores of all the leading teams; records of special

matches; schedules; forecast for the season, and pictures of all the prominent teams, embracing nearly 3,000 players. Price 10 cents.



No. 241—Official Handbook of the A. A. U. of the United States

The A. A. U. is the governing body of athletes in the United States of America, and all games must be held under its rules, which are exclusively published in this handbook, and a copy should be in the

hands of every athlete and every club officer in America. This book contains the official rules for running, jumping, weight throwing, hurdling, pole vaulting, swimming, boxing, wrestling, etc., and is an encyclopedia in itself. Price 10 cents.



No. 242—How to Play Foot Ball

Edited by Walter Camp. The contents embrace everything that a beginner wants to know and many points that an expert will be glad to learn. The pictures are made from snapshots of leading teams

and players in action, with comments by Walter Camp. Price 10 cents.




No. 243—Official Basket Ball Guide

Edited by George T. Hepbron. Contains the revised official rules, decisions on disputed points, records of prominent teams, reports on the game from various parts of the country, and pictures of hundreds of players. Price 10 cents.



No. 244—Golf Guide

Edited by Charles S. Cox. Contains records of the important American golf events since their institution, short accounts of the state of the game in various parts of America, portraits of prominent players, and revised rules of the game. Price 10 cents.



No. 245—Official Y. M. C. A. Handbook

Edited by G. T. Hepbron, the well-known athletic authority. It contains the official rules governing all sports under the jurisdiction of the Y. M. C. A., a complete report of the physical directors' conference, official Y. M. C. A. scoring tables, pentathlon rules, many pictures of the

leading Y. M. C. A. athletes of the country, official Y. M. C. A. athletic rules, constitution and by-laws of the Athletic League of Y. M. C. A., all around indoor test, volley ball rules; illustrated. Price 10 cents.



No. 246—Athletic Training for Schoolboys

This book is the most complete work of its kind yet attempted. The compiler is Geo. W. Orton, of the University of Pennsylvania, a famous athlete himself and who is well qualified to give instructions to the beginner. Each event in the inter-

collegiate programme is treated of separately, both in method of training and form. By following the directions given, the young athlete will be sure to benefit himself without the danger of overworking as many have done through ignorance, rendering themselves unfitted for their task when the day of competition arrived. Price 10 cents.



No. 247—Collegiate Basket Ball Guide.

The official publication of the new Collegiate basket ball organization. Contains the official rules, collegiate and high school records, all America selections, reviews of the collegiate basket ball season of 1904-5, and pictures of all the prominent college teams, and individual players.

Edited by Harry A. Fisher, of Columbia. Price 10 cents.



No. 248—Archery.

A new and up-to-date book on this fascinating pastime. Edited by Mr. Louis Maxson, of Washington, D.C., ex-National champion. Contains a history of archery from its revival as a pastime in the eighteenth century. to the present time, with list of winners and scores of the English Grand

championships from 1844; National Archery Association of the United States winners and scores; the several varieties of archery; instructions for shooting; how to select implements; how to score; and a great deal of interesting information on the game. Illustrated. Price 10 cents.



No. 249—How to Become a Bowler

By S. Karpf, Secretary of the American Bowling Congress, and one of the best posted men on bowling in America. Contents: History of the sport; diagrams of effective deliveries; how to bowl; a few hints to beginners; American Bowling Congress; national championships; how to build an alley; how to score; spares—how they are made. Rules for cocked hat, cocked hat and feather, quintet, battle game, nine up and nine down, head pin and four back, ten pins—head pin cut, five back, the Newport game, ten pin head pin game, duckpin game, head pin game, New England candle pin game. Illustrated with portraits of all the prominent bowlers. Price 10 cents.



No. 250—Official Athletic Almanac

Compiled by J. E. Sullivan, Chief Department Physical Culture, Louisiana Purchase Exposition, and Director Olympic Games, 1904. The only annual publication now issued that contains a complete list of amateur best-on-records; complete inter-collegiate records; complete English records from 1866; swimming records; inter-scholastic records; Irish, Scotch and Australasian records; reports of leading athletic meets; skating records; important athletic events and numerous photos of individual athletes and leading athletic teams. Illustrated with pictures of the year's leading athletes. Price 10 cents.



No. 251—Canadian Foot Ball Guide

Edited by Frank D. Woodworth, Secretary-Treasurer Ontario Rugby Foot Ball Union. The official book of the game in Canada, containing rules, list of officers, constitution-records and pictures of the leading organizations. Price 10 cents.



No. 252—How to Sprint

A complete and detailed account of how to train for the short distances. Every athlete who aspires to be a sprinter can study this book to advantage and gain a great deal of useful knowledge. Illustrated from photographs, showing correct and incorrect methods. Price 10 cents.



No. 253—Official Handbook of the Public Schools Athletic League

This is the official handbook of the Public Schools Athletic League, which embraces all the public schools of Greater New York. It contains the official rules that govern all the contests of the league, and constitution, by-laws and officers. Edited by Dr. Luther Halsey Gulick, superintendent of physical education in the New York public schools, and Wm. C. J. Kelly, secretary of the league. Illustrated. Price 10 cents.

No. 254—Barnjum Bar Bell Drill.

Edited by Dr. R. Tait McKenzie, Director of Physical Training, University of Pennsylvania. Profusely illustrated. Price 10 cents.



No. 255—How to Run 100 Yards

By J. W. Morton, the noted British champion. Written by Mr. Morton during his recent American trip, in 1905, especially for boys. Mr. Morton knows how to handle his subject, and his advice and directions for attaining speed will undoubtedly be of immense assistance to the great

majority of boys who have to rely on printed instructions. Many of Mr. Morton's methods of training are novel to American athletes, but his success is the best tribute to their work. Illustrated with photographs of Mr. Morton in action, taken especially for this book, in New York City. Price 10 cents.



No. 256—Official Handbook of the Ontario Hockey Association

Edited by W. A. Hewitt, of Toronto. Contains the official rules of the Association, constitution, rules of competition, list of officers, and pictures of leading players. Price 10 cents.



No. 257—Official Base Ball Guide

Edited by Henry Chadwick, the "Father of Base Ball." The official publication of base ball. It contains a complete record of all leagues in America, pictures of teams, official rules and reviews of the game. The standard base ball annual of the country. Price 10 cents.



No. 258—Indoor Base Ball

America's national game is now vying with other indoor games as a winter pastime. This book contains the playing rules, pictures of leading teams, and interesting articles on the game. Price 10 cents.



No. 259—Weight Throwing

By James S. Mitchel, Champion American weight thrower, and holder of American, Irish, British and Canadian championships. Probably no other man in the world has had the varied and long experience of James S. Mitchel in the weight throwing department of athletics. The book is written in an instructive way, and gives valuable information, not only for the

novice, but for the expert as well. It is replete with lifelike illustrations of Champion John Flanagan throwing the hammer, Dennis Horgan, British and Irish champion shot putter, and others. Price 10 cents.



No. 260—Official Basket Ball Guide for Women.

Edited by Miss Senda Berenson, of Smith College. Contains the official rules of the game as revised by the Executive Committee, October, 1905, and articles on the following subjects: Games for women, by E. Hitchcock, Director of Physical Training,

and Dean of College, Amherst College; condition of women's basket ball in the Middle West, by W. P. Bowen, Michigan State Normal College; a few suggestions about the actual playing of basket ball, by Agnes C. Childs, A. M., Smith College; psychological effects of basket ball for women, by Dr. L. H. Gulick, superintendent of physical training in the public schools of Greater New York; physiological effects of basket ball, by Theodore Hough, Ph. D.; significance of basket ball for women, by Senda Berenson; relative merit of the Y. M. C. A. rules and women's rules, by Augusta Lane Patrick, director of physical training, Newark (N. J.) High School; a plea for basket ball, by Julie Ellsbee Sullivan, Teachers' College, New York; diagram of field. Illustrated with many pictures of basket ball teams and scenes of play. Price 10 cents.



No. 261—Tensing Exercises

By Prof. E. B. Warman, and uniform with his previous numbers on Scientific Physical Training (see Spalding's Athletic Library Nos. 142, 149, 166, 185, 208, 213). The "Tensing" or "Resisting" system of muscular exercises is the most thorough, the most complete, the most satisfactory, and the most fascinating of systems. Only forty minutes are required to take all the

exercises. The illustrations comprise nearly seventy photographs explanatory of the text, rendering it extremely easy for anyone to follow the directions without trouble. Price 10 cents.



No. 262—Medicine Ball

This book is not a technical treatise, but a series of plain and practical exercises with the medicine ball suitable for boys and girls, business and professional men in and out of gymnasium. Lengthy explanation and technical nomenclature have been avoided in this booklet and illustrations used to take their place. The exercises are fascinating and attractive

and avoid any semblance of drudgery. The editor of the book is Mr. W. J. Cromie, physical director of the Germantown (Pa.) Y. M. C. A. Price 10 cents.

SPALDING'S ATHLETIC LIBRARY.


**No. 263—Ice Hockey and Ice Polo**

Written by the most famous player in Canada, A. Farrell, of the Shamrock hockey team of Montreal. It contains a complete description of the game, its origin, points of a good player, and an instructive article on how game is played, with diagrams

and official rules. Illustrated with pictures of leading teams. Price 10 cents.

**No. 264—How to Play Roller Polo**

Edited by J. C. Morse. A full description of the game; official rules; pictures of teams; other articles of interest. Price 10 cents.

**No. 265—Spalding's Lawn Tennis Annual**

Contains official statistics, photographs of leading players, special articles on the game, review of important tournaments, official rules, handicapping rules and tables; list of fixtures for the current year and other valuable information. Edited by

Harry P. Burchell, of New York. Price 10 cents.

**No. 266—Spalding's Official Cricket Guide**

Edited by Jerome Flannery. The most complete year book of the game that has ever been published in America. It contains all the records of the previous year, reports of special matches, official rules and pictures of all the leading teams and individual players. Price 10 cents.

Spalding's Athletic Library is for sale by all
Athletic and Sporting Goods Dealers,
Newsdealers and Department Stores.



THIS is a fac-simile of the grand prize awarded to A. G. Spalding & Bros. for the finest and most complete line of athletic goods exhibited at the Universal Exposition, Paris, 1900. We have brought this medal to America in competition with the leading makers of the world. It is the highest award given for any exhibit and is exclusively granted for the best goods in that particular class.



WE aim to make this trade-mark a badge of honor, standing for all that is best in athletic goods. In manufacturing it is never knowingly put on anything the quality of which is not believed to be the best it is possible to produce for the price. Our business experience extends over a period of nearly thirty years, and coupled with unequalled facilities for manufacturing we can assure our customers, who are the most critical experts in the various sports which this catalogue represents, that an article which bears the Spalding trade-mark will stand the test. Spalding Athletic Goods are the standard of quality, recognized as such by the United States Government in the various departments where athletic goods are used—notably the Army and Navy—endorsed in the highest possible manner, i. e., by the test of continual use in all the principal universities, colleges and preparatory schools of this country, officially adopted as perfect and correct in every particular by the various base ball leagues, and last, but by no means least, approved universally by every man, woman and child who desires athletic goods of highest possible quality at prices that are fair and moderate.



AT the Louisiana Purchase Exposition A. G. Spalding & Bros., in competition with the world's makers of Athletic Goods, received a Special Award (superior to the Grand Prize), consisting of a Gold Medal, for the best, most complete and most attractive installation of Athletic Supplies and Gymnastic Apparatus shown at the World's Fair.

A. G. Spalding & Bros. were also awarded by the Superior Jury a Grand Prize for their exhibit of all kinds of Athletic Implements and Athletic Wearing Apparel.

