

# **Sgt. Moses Adams Middle School Brochure Contest**

**Robert L. Anderson**

**Chairman**

**256-751-2913 (H) 256-682-2486 (C)**

**rldad1@yahoo.com**

The aim of this contest is to stimulate interest in American History in support of the established school curriculum.

This contest is directed at students in the 6th, 7th, 8th or 9th grades, depending on which year the American Revolution is taught in their educational system - including ecumenical and home schooled students. **In Alabama this is the 7th Grade.** This completion was begun to aid studies at the school grades following elementary school and before the sophomore grade in high school. *If the American Revolution period of American History is technically not specifically covered during these middle school grades, an entry will still be accepted for the competition by the state society.*

*The contest is also open to Scouts (Boys & Girls) and members of the C.A.R. (Children of the American Revolution) who are in the same grades but whose school system may not be participating in the contest. In the case where the local school system, or its equivalent, is participating, the young person must enter the contest through the school and not as a separate entry.*

## **The topic for the contest is:**

**"The Foundational Documents of the United States"**

A student should pick one of the following:

**Articles of Confederation  
Declaration of Independence  
Constitution  
Federalist Papers  
Bill of Rights**

The Official name of the Americanism Middle School Brochure Contest is: **The Sgt. Moses Adams Memorial Middle School Brochure Contest.** The hope is that some student will ask:

### **Who was Moses Adams?**

Which will open up a teaching moment for teachers and SAR Compatriots on the ultimate sacrifice men have made so that we can experience the freedom we enjoy. "Sgt. Adams was with the 13th Massachusetts Regiment. He died at Valley Forge. He did not do anything historically significant other than to give his life for our freedom, along with 25,000 other men. This contest is so named in their honor, and the families who suffered their loss for generations."

## **SAR Brochure Contest Rules at a Glance**

1. **Eligibility:** Open Only to the Students in the Grade our State teaches American History (AL.- 7th Grade)
2. **Individual Work:** One Brochure per student - Not a group project
3. **Theme:** The brochure must conform to one of the following themes:

**The Declaration of Independence,  
Articles of Confederation,  
The Constitution,  
The Bill of Rights, or  
The Federalist Papers**

4. **Brochure size:** The brochures must be made from a single 8 ½" x 11" piece of blank printer paper. The paper should be folded according to the instructions provided for the contest. The content of the various panels of the brochure should align with the instructions provided. (see Detailed Guidelines)

5. **Paper thickness and Color:** The thickness of paper in the US is commonly expressed on the package of paper as the "weight". For the purposes of the contest, choose 8 ½" x 11" paper with a 'weight' of 32 lbs or less. [Construction paper is usually too thick – over 32 Lbs, but may be used providing the Brochure can be tri-folded]

Paper color: White paper is most common, but pastel, or color paper is acceptable.

6. **Artwork:** All artwork on brochures should be hand drawn. Do not paste pictures from magazines, books, or the Internet onto the brochure. Do not use clip art. Tracing is permissible and simple drawings that represent complex concepts are encouraged for those who may doubt their artistic skills. Ideas are the most important element in these brochures and the art is merely a means of conveying those ideas.

7. **Pasting:** Pasting of hand drawn art work onto a master is permitted. Lighter paper weights (e.g. 20, 24 Lbs) are recommended for items to be pasted onto a master.

8. **Text:** The written text is commonly hand printed. Typed text sections (even pasted on) are also permitted. [**CAUTION:** This must be original material written by the student – not clipped from magazines, books or taken off the Internet.]

9. **Brochure entries may be disqualified for the following reasons :**

- (a) did not adhere to the Americanism Theme;
- (b) is not 8 ½ " x 11" in size;
- (c) is not a tri-folded brochure. (Refer to detailed guidelines)

10. **Judging:** Brochures will be judged using a scoring rubric focusing on the following elements:

- (a) Content
- (b) Creativity
- (c) Correctness

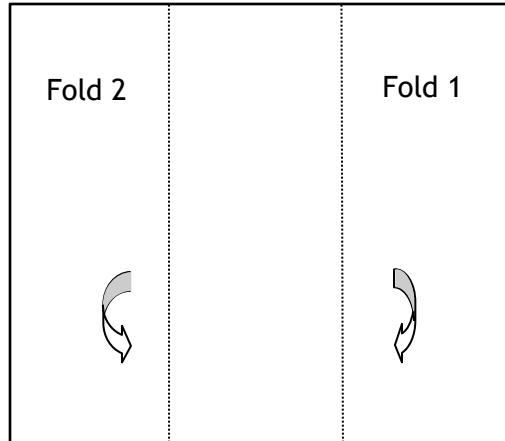
NOTE: The judging criteria rates highest hand drawn art work and authored text by the student as opposed to cut and paste from books, magazines and the Internet.

11. **PRIZES INCLUDE:** Awards and Cash!

Prizes & Awards for local contests vary by SAR Chapter and by State.

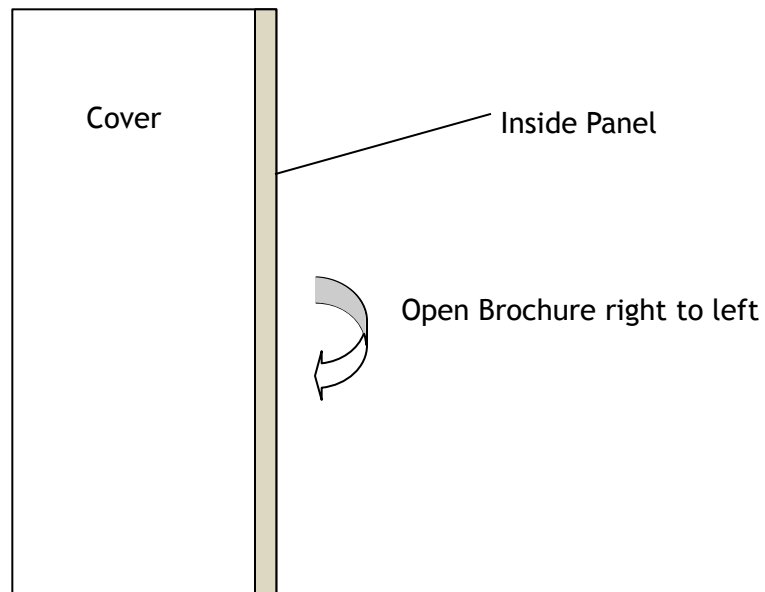
## Detailed Guidelines Brochure Folding Directions

1. Use a single sheet of 8 1/2 X 11 piece of paper for each student brochure. Students should fold the paper in thirds as illustrated in figure 1.



**Figure 1**

2. Once the paper is folded, instruct students that their brochure will open in the same direction as a book. See Figure 2 below.



**Figure 2**

## Detailed Guidelines

### Explanation of the 6 Panels of the SAR Brochure

1. **Cover:** A title and a picture
2. **Inside Cover:** Picture to accompany the introduction. May also contain a brief caption or explanation of the picture.
3. **First inside panel:** An introduction that presents the basic facts of the event and succinctly states the main idea presented in the interior of the brochure. The introduction should have a title, be written in paragraph form, and clearly communicate the overarching concept of the brochure.
4. **Two inner panels:** A detailed explanation of the ideas of the student around the theme. This written explanation should provide a systematic argument persuading the reader to the point of view of the author; that is, it should be a persuasive essay. The writing should be clear, well organized, and convincing. These panels may also contain pictures and/or artwork that make the brochure more aesthetically appealing.


Some questions that may be helpful for the students to consider when completing these panels would include:

- What are the lessons for our country within this event?
- How does this event reflect American society and American values?
- What thoughts do you have regarding the sacrifices made by the participants in this event?
- What was the outcome of the event and how did this outcome impact American history?
- What motivated the participants to be a part of this event?
- Could you have done what these people did? Would you have done it?

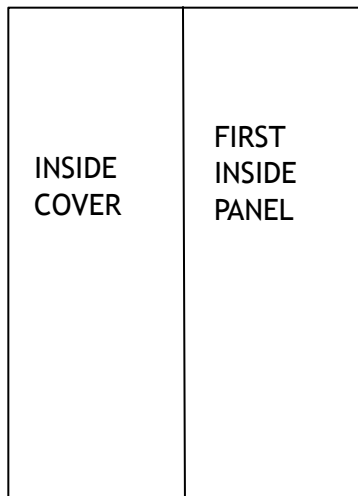
5. **Back Panel:** The following information must be included in the exact order specified on the back panel of the brochure inside a 2½" x 2½" framed box. Failure to include this information, and to contain all the information in the 2½" x 2½" framed box, can result in disqualification from the competition.

- Student’s Name: First, Middle Initial, and Last
- School District
- School Name: Complete school name (do not abbreviate) / or C.A.R.
- Grade in School: (in Alabama - 7th Grade) + School Year: 2014-15
- Name of Student’s Teacher:
- SAR Code: (provided to Teacher: e.g. ALSSAR + SAR Chapter)

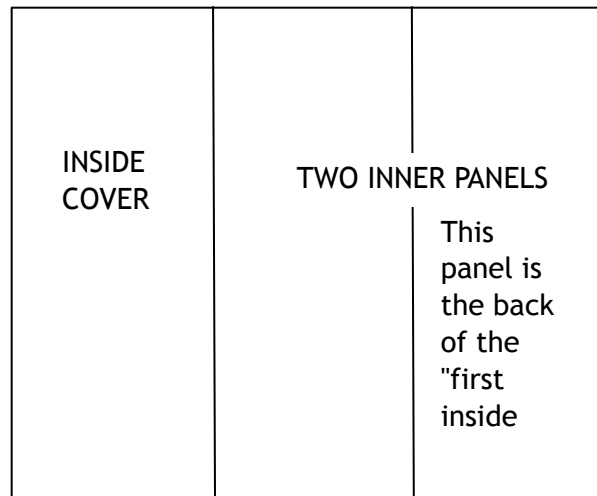
[NOTE: The SAR brochure judges will conceal the above personal information throughout the judging process using a 3"x 3" Post-It® note.]



**Diagram A**  
(Closed Brochure)



**Diagram B**  
(Cover)



**Diagram C**  
(Brochure open completely flat)