

MARTIN F-CRUSHER CLOSING WHEELS

F CRUSHER DUAL

BOLT ON CLOSING WHEEL (GREASABLE HUB)

\$ 189 SALE PER PAIR
"WHILE STOCK LAST"

Lightweight (9.5lbs) cast fCrusher Closing Wheel. Tapered tooth design allows firming on one side and crumbling on the other.

Drafted tooth keeps its entire foot print on the ground.

No more wearing one side of plastic until it has to be flipped.

Long life ductile cast iron will run for years and years.

Heavy Duty with 6 lip seal design out lasts competitive products by years.

GREAT FOR COVER CROP PLANTING!





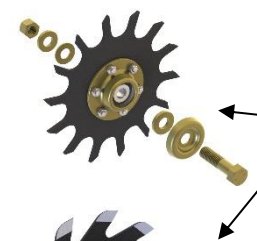
Martin-Till

MARTIN SPADING WHEELS

The Spading-Closing Wheel moves soil toward the seed at planting depth, while lifting and fracturing the surface layer to achieve compaction-free closing of the seed trench in wet, hard or sod conditions. With soil firmed around the seed from each side and the surface layer loosened, crops emerge sooner and planting can be done at the proper depth, even in wetter conditions, without fear of crushing the soil above the seed which would prevent emergence.



PART #	DIAMETER	APPLICATION	PRICE EA.
SCW1341	13" PAIR	7000 JD/ EARLY KINZE	\$ 338 SALE
SCW1343	13" PAIR	7200 JD	\$ 309 SALE
SCW1344	13" PAIR	1700 JD/ WHITE/ KZ/ GP	\$ 310 SALE
SCW1344D	13" DIMPLE PAIR	JD/ WHITE/ KZ/ GP	\$ 285 SALE
SCW1444C	14" PAIR	CUPPED SPIKE PAIR	\$ 333 SALE
SCW1541	15" SINGLE	7000 JD/ EARLY KINZE	\$ 182 SALE
SCW1543	15" SINGLE	7200 JD	\$ 165 SALE
SCW1544	15" SINGLE	1700 JD/ WHITE/ KZ/ GP	\$ 165 SALE
SCW51	13" PAIR	WHITE 5100	\$ 358 SALE
SCW61	13" PAIR	WHITE 6100	\$ 358 SALE
SCW899	8" PAIR	CIH 800-1200	\$ 175 SALE
SCW92C	9" PAIR	CIH 800- 2100	\$ 175 SALE
SCW75B	13" SINGLE	JD 750-1850 DRILL	\$ 168 SALE
SCW156	13" SINGLE	JD 1560-1995 DRILL	\$ 107 SALE
SCW75BD	13" SINGLE DIMPLE	JD 750-1850 DRILL	\$ 155 SALE
SCW156D	13" SINGLE DIMPLE	JD 1560-1995 DRILL	\$ 95 SALE
ITDSCWL/R	SCRAPER	ALL BOLT ON SPADE WHEELS	\$ 49 SALE
900296	6"X12"	2 ND STAGE CLOSING SYSTEM	\$ 355 SALE



Please Call For Availability.
 PRICES SUBJECT TO CHANGE WITHOUT NOTICE!

REPLACEMENT PARTS FOR MARTIN ROW CLEANERS

PART #	APPLICATION	PRICE EA.
RTW1412.5L/R	12.5" RAZOR WHEEL	\$ 75.00 SALE
TW3813L/R	13" 3 BOLT WHEEL	\$ 75.00 SALE
TW3813L/R4	13" 4 BOLT WHEEL	\$ 75.00 SALE
TW3815L/R	15" 3 BOLT WHEEL	\$ 88.00 SALE
TW3815L/R4	15" 4 BOLT WHEEL	\$ 88.00 SALE
SK-HRKIT	HUB BEARING KIT W/ SEALS	\$ 36.00 SALE
HA44270-D	ROW CLEANER HUB	\$ 109.00 SALE
STW-04	3 & 4 BOLT TREADER WHEEL	\$ 47.50 SALE
5203KYY2	40MM HUB BEARING	\$ 9.50 SALE
203/6203K	2PC. HUB BEARING KIT	\$ 13.95 SALE
CHU022	3 BOLT SPADE HUB	\$ 59.50 SALE
CHU024	3 BOLT SPADE HUB 40MM	\$ 59.50 SALE
CHU44-B2	4 BOLT CAST SPADE HUB	\$ 85.00 SALE



Schaffert
manufacturing & sales

ZIPPER/ MOHAWK CLOSING WHEEL

COMPACTION REDUCING CLOSING WHEELS

KEY BENEFITS:


**CAST WHEEL
DESIGN WITH
THE NARROW
BAND WILL
MINIMIZE SOIL
BUILDUP
INBETWEEN
SPIKES!**

- Moves Soil with Minimum Compaction
- Designed To Break Up Soil Without Being Too Aggressive
- **1" SPIKES WON'T GET TOO CLOSE TO THE SEED**
- Angle Design Doesn't Throw Out Soil
- On Hot Windy Days the Trench Will Not Crack Open
- As the Zipper closes it creates indentations which allow moisture to sink in.
- In Our Field Studies This Wheel Outperformed All Other Closing Wheels.

LIMITED SUPPLY



PART #	APPLICATION	PRICE EA. PAIR
ZPLR-2	BOLT ON CLOSING FRAMES JD/KZ/WHITE	\$ 249 SALE
MOR	MOHAWK RING PAIR	\$ 150 SALE

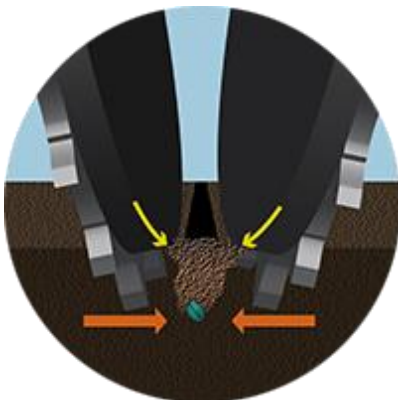


FARM SHOP

PART#	DESCRIPTION	PRICE EA.
GERMCW	COMPLETE WHEEL PAIR	\$ 250 SALE
GERMWO	WHEEL RING PAIR	\$ 180 SALE

Over the last THREE years multiple on-farm tests have been conducted comparing the Germinator® closing wheel with its patent pending "inner-rim-shoulder-firmer" to competitors such as Furrow Cruiser and Twister. In every challenge, Germinator® showed the best success at closing the furrow, providing high quality seed-to-soil contact, even emergence; closing down the competition. Germinator® creates a vein of firm soil encasing the seed in perfect soil contact and enhancing the soil's ability to wick moisture to nourish and germinate the seed.

Please Call For Availability.
PRICES SUBJECT TO CHANGE WITHOUT NOTICE!





PART #	DESCRIPTION	PRICE PER PAIR
FCR-2	RINGS ONLY	\$ 127 SALE
FCCP-2	COMPLETE WHEELS	\$ 219 SALE

Copperhead AG's Furrow Cruiser planter closing wheels have solved the sidewall compaction problem that came with the development of the double-disk opening system on all modern planters. The Furrow Cruiser planter closing wheels combine a wide wheel with spiked teeth to provide simultaneous firming and crumbling on both sides of the seed trench. This innovative design is also optimized to clean out well, ensuring that the planter can continue to run even in oversaturated soil.

YETTER TWISTER CLOSING WHEELS

Achieve seed trench closure and break up sidewall compaction with the 6200 Twister Closing Wheel. A rounded center-ring design maintains the depth of the twisted spikes and makes it effective in a wide range of soil conditions. The Twister Closing Wheel works in wide range of tillage practices: minimum till, conventional, strip-till, vertical tillage, and no-till.

Features:

- Wheel utilizes twisted poly spike and rounded center
- Closes the disc opening in both wet and ideal conditions
- Ring design maintains wheel depth
- Available with full wheel assembly or as ring-only insert option for installation of factory wheels
- Made with ultra-high molecular weight (UHMW) plastic material
- Enhances seed-to-soil contact and helps prevent yield-robbing air pockets
- Eliminates potential for sidewall compaction
- 16 teeth per wheel



SPECS

- Outer wheel diameter: 14"
- Rounded ring diameter: 11 1/2"
- Weight: 8.35 lbs. per set (complete wheel assembly)



PART #	DESCRIPTION	PRICE PER PAIR
6200-006	POLY TWISTER RINGS	\$ 125 SALE
6200-036	CAST TWISTER RINGS	\$ 132 SALE
6200-005	POLY TWISTER COMPLETES	\$ 206 SALE
6200-039	CAST RING COMPLETES	\$ 220 SALE

LIMITED SUPPLY



TWIST LINK DRAG CHAIN KIT

- TO FIT JD/ KINZE/ WHITE PLANTERS
- 30" CHAIN AND BRACKETS

Independent Research Has Found That in All Tillage Types There Is A 2 BPA+ Advantage Running a Drag Chain Behind the Planter Unit With 3-5 Links Dragging.

(6200-108) KIT PRICE-- \$ 42.95 Per Row Sale
(6200-340) CHAIN ONLY-- \$ 26.00 Per Row Sale

