




4400JF & 4400HJF

Aerating Fountain

1HP, 120 or 240V, Single Phase



Includes all 5 Patterns

Patterns (Upper L to R)

Cypress—7.5'H x 25'W

Sequoia—10'H x 6'W

Linden—8'H x 25'W

Patterns (Lower L to R)

Juniper—4'H x 27'W

Willow—6'H x 23'W

Operation

⇒ Submersed motor with top intake draws water into the fountain housing and pushes the water past the deflector nozzle and into the air.

- ⇒ Individual water droplets absorb oxygen from the atmosphere and return to the body of water transferring oxygen from the air and into the water.
- ⇒ Moving water mixes and agitates the water, spreading oxygenated water throughout the body of water.
- ⇒ Single propeller and deflector nozzle design allows for greater water flow with a lower likelihood of clogging.
- ⇒ Thermoplastic bottom screen helps protect the motor from clogging.

Quick Facts

- ⇒ Available in 120 or 240V Options
- ⇒ Complete Package includes Assembled Motor Unit, Power Control Panel, UV Resistant High Density Thermoplastic Float, Two 50' Braided Nylon Mooring Lines, SJTOW Rated 3 Wire Power Cable, and 5 Glass Filled UV Resistant Thermoplastic Deflector Nozzles
- ⇒ Operates in 19" (49cm) of Water
- ⇒ Total Component Listed by ETL to meet UL and CSA Standards for Safety in Water
- ⇒ Sacrificial Zinc Anode Installed for Corrosion Protection and use in Salt Water Applications
- ⇒ Series 300 Austenitic Stainless Steel Construction of Exposed Metal; Salt Water Compatible
- ⇒ 2 Year Warranty
- ⇒ UPS Shippable
- ⇒ Power Cable Potted Quick Disconnect on 12 Gauge and Larger Cord Options with Stainless Steel Strain Relief
- ⇒ Optional Bronze Halogen Lighting or LED Lighting Available
- ⇒ Energy Efficient with Excellent GPM/kW Rates
- ⇒ Industrial Strength Design
- ⇒ Top Intake for Shallow Water Operation
- ⇒ Bottom Screen included

Features

Motor Unit

- ⇒ 1HP, 120 or 240V, Single Phase
- ⇒ 1750 RPM Motor
- ⇒ Oil Cooled, Continuous Duty Rated
- ⇒ Double Bearing
- ⇒ Thermal Overload Protection
- ⇒ Fully Unitized Heavy Duty Carbon Ceramic Mechanical Seal
- ⇒ Series 300 Austenitic Stainless Housing with Engineering Grade Thermoplastic Top

Power Cable

- ⇒ SJTOW UL, CSA, & NEC Approved Underwater Rated Cable
- ⇒ 3 Wire
- ⇒ Available in 50', 100', 150', and 200' (250', 300, 400', & 500' (special order) in 240V) Options (Cord Gauges depend on length and voltage)
- ⇒ Potted Quick Disconnect and Stainless Steel Strain Relief Standard on 12 Gauge and Larger Cords
- ⇒ 6' Flex Sleeve Protection

Optional Lights

- ⇒ 2 or 3 ETL Approved Bronze, Halogen 75W, MR-16 Fixtures with thermal overload protection
- ⇒ 3 Light LED, Sealed Fixtures with Quick Connect Splitter and No Bulb Changing

Float

- ⇒ U.V. Resistant High Density Thermoplastic
- ⇒ Closed Cell Foam Filled
- ⇒ Single Piece Float
- ⇒ Series 300 Stainless Steel Hardware
- ⇒ Engineering Grade Thermoplastic Bottom Screen with Stainless Steel Hardware
- ⇒ Two 50' Braided Nylon Mooring Ropes

Control Panel

- ⇒ U.L. Listed per N.E.C.
- ⇒ 15 Amp Class A Human Rated GFCI Outlets (120V)
- ⇒ 20 Amp Class A Human Rated GFCB (240V)
- ⇒ Surge Protector (240V)
- ⇒ GFI Outlet (120V) or Terminal Block (240V)
- ⇒ Photo Cell for Light Kit (120V) or Timer (240V)
- ⇒ NEMA Type 3r/4x Nonmetallic Enclosure
- ⇒ 24 Hour Mechanical Timer

Fountain Components

- ⇒ UV Resistant Engineered Thermoplastic Impeller
- ⇒ UV Resistant Thermoplastic Housing with Series 300 Stainless Steel Hardware
- ⇒ 5 UV Resistant Glass Filled Thermoplastic Deflectors with Series 300 Stainless Steel Hardware
- ⇒ Less than 5 Minute Nozzle Replacement

Kasco 4400JF & 4400HJF Specifications

Model #	HP	Cord Length	Cord Gauge*	Voltage/Phase/Hz	Running Amps	Lock Rotor Amps	Sugg. Pond Size (SA)**	Min. Depth of Operation	Shipping Weight	Number of Boxes
4400JF050	1	50'	16/3	120/1/60	11	40	Up to 1/2	19"	72 Lbs.	2
4400JF100	1	100'	14/3	120/1/60	11	40	Up to 1/2	19"	84 Lbs.	2
4400JF150	1	150'	12/3	120/1/60	11	40	Up to 1/2	19"	105 Lbs.	3
4400JF200	1	200'	12/3	120/1/60	11	40	Up to 1/2	19"	116 Lbs.	3
4400HJF050	1	50'	14/3	240/1/60	5.5	20	Up to 1/2	19"	87 Lbs.	3
4400HJF100	1	100'	14/3	240/1/60	5.5	20	Up to 1/2	19"	94 Lbs.	3
4400HJF150	1	150'	12/3	240/1/60	5.5	20	Up to 1/2	19"	106 Lbs.	4
4400HJF200	1	200'	12/3	240/1/60	5.5	20	Up to 1/2	19"	112 Lbs.	4
4400HJF250	1	250'	12/3	240/1/60	5.5	20	Up to 1/2	19"	120 Lbs.	4
4400HJF300	1	300'	12/3	240/1/60	5.5	20	Up to 1/2	19"	127 lbs.	4
4400HJF400	1	400'	12/3	240/1/60	5.5	20	Up to 1/2	19"	141 lbs.	4

* 12 & 10AWG cords include potted quick disconnect and stainless steel strain relief.

** Surface acreage (SA) is determined by multiplying length x width of the pond. The actual shape, depth, and oxygen demand should be considered when selecting a unit size.

Kasco Optional Lighting Package Specifications

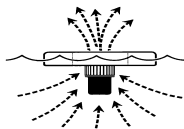
Model #	Cord Length	Number of Fixtures	Voltage/Phase/Hz	Wattage Per Fixture	Total Wattage	Lens Position	Shipping Weight	Number of Boxes
LR375050	50'	3	120/1/60	75	225	Above Water	20 Lbs.	1
LR375100	100'	3	120/1/60	75	225	Above Water	24 Lbs.	1
LR375150	150'	3	120/1/60	75	225	Above Water	28 Lbs.	1
LR375200	200'	3	120/1/60	75	225	Above Water	31 Lbs.	1
LR375250	250'	3	120/1/60	75	225	Above Water	35 Lbs.	1
LR375300	300'	3	120/1/60	75	225	Above Water	38 lbs.	1
LR375400	400'	3	120/1/60	75	225	Above Water	56 lbs.	1
LED3125050	50'	3	120/1/60	9	27	Above Water	9 Lbs.	1
LED3125100	100'	3	120/1/60	9	27	Above Water	13 Lbs.	1
LED3125150	150'	3	120/1/60	9	27	Above Water	16 Lbs.	1
LED3125200	200'	3	120/1/60	9	27	Above Water	20 Lbs.	1
LED3125250	250'	3	120/1/60	9	27	Above Water	23 Lbs.	1
LED3125300	300'	3	120/1/60	9	27	Above Water	29 Lbs.	1
LED3125400	400'	3	120/1/60	9	27	Above Water	34 Lbs.	1

LR Light Kits include a built in, remote Low Voltage Transformer.

LED Light Kits include drivers in each fixture.

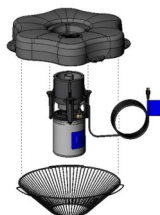


The Optional Bronze Lighting mounts to the float. ETL approved for Floating Fountains; UL-676. LED Lights also available.

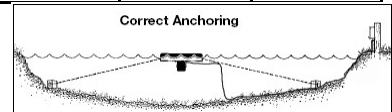


During unit operation, water is circulated from 360° Top intake for shallow water operation.

Each unit includes an Owners Manual with specific steps to assemble, install, and operate the equipment properly.



The motor unit attaches using stainless steel hardware. Single section, U.V. resistant, high density thermo-plastic float. Bottom screen to protect the unit from debris.



Each unit includes a UL Approved Control Panel complete with Class A Human Rated GFCI Protection, 24 Hour Mechanical Timer, and Photo Eye (120V) or Timer (240V) for Optional Light Kit. NEMA Type 3r nonmetallic enclosure.

Kasco Marine, Inc.
800 Deere Rd.
Prescott, WI 54021

Ph: (715) 262-4488 * Fax: (715) 262-4487
www.KascoMarine.com * www.GotAlgae.com
Sales@KascoMarine.com

