


## CASE IH ROTOR BAR PARTS / KITS

| PART#   | TO FIT:  | PRICE EA.     |
|---|--|---------------|
| <b>A-B93417</b><br>12 Helical/9 Straight                                  | 1440, 1460, 1640, 1660, 1666, 2166, 2366   | \$ 565.00     |
| <b>A-B93419</b><br>12 Helical/3 Straight                                  | STANDARD ROTOR   | \$ 339.00     |
| <b>WN-1309336C2</b><br>(STANDARD HARDENED)                                | Rasp bars should normally be replaced when serrations are worn down approximately 3/16".   | \$ 14.50 SALE |
| <b>WN-84164540</b><br>(Speciality Rotor-EXTENDED WEAR)                    | 1640, 1660, 1666, 1680, 1688, 2166, 2188, 2366, 2388,<br>2577, 2588, 5088, 6088, 7010, 7088, 7120, 8010, 8120,<br>9120, 5130-7130, 7230, 5140-7140, 7240,-9240 | \$ 22.95 SALE |
| <b>WN-1309175C3</b> (EXTENDED WEAR)<br>(Specialty Rotor Segment W/ Spike) | <b>IMPROVES FLOW OF MATERIAL THRU MACHINE</b>  | \$ 23.00 SALE |
| <b>WN-1318976C2</b><br>REAR STRAIGHT KICKER BAR                           | 1640, 1660, 1666, 1680, 1688, 2166, 2188, 2366, 2388,<br>2577, 2588, 5088, 6088, 7010, 7088, 8010  | \$ 60.00 SALE |
| <b>WN-1327676C1</b><br>REAR HELICAL KICKER BAR                            | AFX  | \$ 62.50 SALE |



| MODEL # / PART # →<br>↓    | A-1309336C2 / WN-278821A2<br>STANDARD ROTOR SEGMENT | WN-1318976C1<br>STRAIGHT KICKER | WN-1327676C1<br>HELICAL KICKER |
|----------------------------|---|---------------------------------|--------------------------------|
| 1660-1666                  | 48 PCS. (SPECIALTY)                                 | 8 PCS.                          | 3 PCS.                         |
| 2366-2388                  | 62 PCS. (AFX)                                       | 8 PCS.                          | 2 PCS.                         |
| 5088-5140, 6088-6140, 7088 | 58 PCS.   | 8 PCS.                          | 2 PCS.                         |
| 7230-8240                  | 64 PCS. + 8 SPIKE SEG.                              | 4 PCS.                          | 2 PCS.                         |



### WEARBARS (CHROME)



| PART # | DESCRIPTION                   | TO FIT C-IH                       | PRICE EA. |
|--------|-------------------------------|-----------------------------------|-----------|
| B94525 | 3 Bar Set w/Hardware          | 1420-40-60, 1620-40-60, 1688,2366 | \$ 289.00 |
| B94527 | 2 Bar Set w/Hardware          | 1480, 1680, 2188, 2388            | \$ 225.00 |
| B93732 | Blade Impeller Chrome Bar Set | 1480, 1680, 2188, 2388            | \$ 559.00 |

### IMPELLER BLADE KIT

| PART #   | MODELS                               | PRICE EA.  |
|----------|--------------------------------------|------------|
| B93730   | 1440-60, 1640-66,<br>2166-2366       | \$ 849.00  |
| B93731   | (CHROME)                             | \$ 1010.00 |
| 434525A3 | 2377-88, 2577-88 (AFX),<br>5088-7088 | \$ 595.00  |

## CASE IH FEEDER HOUSE CHAINS AND SLATS

| PART #        | FEEDER LENGTH | # OF LINKS  | MODEL TO FIT C-IH  | SLAT #           | PRICE EA.    |
|---------------|---------------|---|--|------------------|--------------|
| 117869A1      | 47"           | 60 (557)  | (1420,1440,1460,1620,1640,1644,1660,1666)                      | 10               | \$ 555.00    |
| WN-117871A1-S | 54"           | 69 (557)  | (1440,1460,1640,1660,1666,2144,2166,2366)                      | 12 SERRATED      | \$ 625.00    |
| WN-117872A1-S | 54"           | 69 (557)  | (1480,1680,1688,2188)  | 12 SERRATED      | \$ 605.00    |
| WN-84207190   | 54"           | 69 (557)  | (1680,1688,2188,2388 <b>3-STRAND</b> ) ( <b>195666A2</b> )     | 22 SERRATED      | \$ 855.00    |
| AM-47596677   |               | 5130, 5150, 6130, 6150, 7130, 7150, 5140-7140 (SN YFG 14001>) |  | 22 SLATS         | \$ 1055 SALE |
| WN-136438A1   | 60"           | 76 (557)  | (2144,2166,2344,2366)  | 10 SERRATED      | \$ 595.00    |
| WN-84179639   | 60"           | N/A (557)   | (7120, 7230, 7240, 8120, 8230, 8240, 9120, 9230 W/ TRAP, 9240) | 36 SERRATED      | \$ 1350 SALE |
| WN-87283356   | 60"           | N/A (557)   | AFX 7010/8010 SER. # <HAJ106756 (2 REQUIRED)                   | 12               | \$ 650.00    |
| 118268A1      | SLAT          | N/A   | (1644,1666,2144,2166,2344,2366)                                | N/A              | \$ 25.00     |
| 118269A1      | SLAT          | N/A   | (1680,1688,2188)   | N/A              | \$ 34.50     |
| 118270A1      | SLAT          | N/A   | (1640,1660,1666 SERRATED)                                      | N/A              | \$ 37.50     |
| 196357A1      | SLAT          | N/A   | (2188,2388 SMOOTH RIGHT HAND)                                  | 23.38"           | \$ 21.50     |
| 196358A1      | SLAT          | N/A   | (2188,2388 SMOOTH LEFT HAND)                                   | N/A              | \$ 23.50     |
| 196359A2      | SLAT          | N/A   | (2188,2377,2388,2577,2588 SERRATED RH)                         | 54" & 60" CHAINS | \$ 28.50     |
| 196360A3      | SLAT          | N/A   | (2188,2377,2388,2577,2588 SERRATED LH)                         | N/A              | \$ 36.50     |



Please Call For Availability.  
PRICES SUBJECT TO CHANGE WITHOUT NOTICE!



### CASE IH REPLACEMENT CONCAVES

| PART #     | DESCRIPTION      | MODEL   | PRICE EA.    |
|------------|------------------|---|--------------|
| 1302606C5  | FRONT            | 1440, 1460, 1640, 1660, 1666, 2144, 2166, 2366 HD   | \$ 599.00    |
| 1302607C4  | MIDDLE/REAR      | 1440, 1460, 1640, 1660, 1666, 2144, 2166, 2366 HD   | \$ 595.00    |
| B93572     | SET OF 3         | 1440, 1460 (NON-STOCK) HD   | \$ 1595 SALE |
| B96128     | SET OF 3         | 1640, 1660, 1666, 2144, 2166, 2366 HD   | \$ 1675 SALE |
| B96125     | SET OF 3         | 1680, 1688, 2188, 2577, 2588, 5088, 6088, 7088  | \$ 1750 SALE |
| 193782C6   | FRONT HD         | 1480, 1680, 2388 (SN <JJC0276540)   | \$ 755 SALE  |
| 193783C5   | MIDDLE/REAR HD   | 1480, 1680, 2388 (SN <JJC0276540)   | \$ 615 SALE  |
| A-386189A1 | MIDDLE/REAR      | 1680, 1688, 2188, 2377, 2388, 2577, 2588, 5088, 5130, 5140, 6088, 6130, 6140, 7088, 7130, 7140          | \$ 740 SALE  |
| A-47607204 | F/M/R LARGE WIRE | 5140, 5150, 6140, 6150, 7140, 7150, (1/2 WIDTH)   | \$ 459 SALE  |
| 716-063    | THRESH START     | (KX7) 1680, 1688, 2188, 2377, 2388, 2577, 2588, 5088, 5130, 5140, 6088, 6130, 6140, 7088, 7130, 7140    | \$ 2100 SALE |
| 716-043    | SET OF 6         | (KX7) 1680, 1688, 2188, 2377, 2388, 2577, 2588, 5088, 5130, 5140, 6088, 6130, 6140, 7088, 6150, 7130-50 | \$ 5900 SALE |
| 716-060    | THRESH START     | KX7 7010AFX, 7120, 7240, 8010, 8120, 8230, 9120, 9230   | \$ 2600 SALE |
| 716-048    | SET OF 8         | KX7 7010AFX, 7120, 7240, 8010, 8120, 8230, 9120, 9230   | \$ 5200 SALE |

### CASE IH ELEVATOR CHAINS AND SPROCKETS

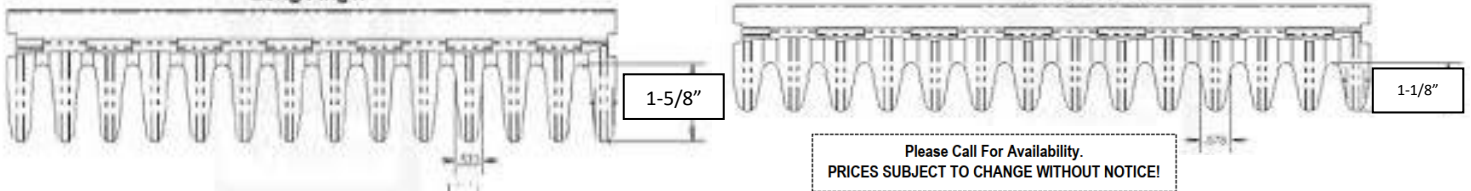
| PART #        | DESCRIPTION                      | MODEL                                    | PRICE EA.   |
|---------------|----------------------------------|--|-------------|
| A-1302201C91  | CLEAN GRAIN CHAIN                | 1440, 1460                               | \$ 379 SALE |
| WN-1321334C92 | CLEAN GRAIN CHAIN                | 1640, 1660, 1666, 2144, 2166, 2366       | \$ 365 SALE |
| WN-1317482C92 | CLEAN GRAIN CHAIN                | 1680, 1688, 2188, 2377, 2388, 2588       | \$ 369 SALE |
| 87281911      | CLEAN GRAIN CHAIN                | 7010, 7120-50, 8120-50, 9120-50          | \$ 695 SALE |
| WN-1303114C91 | RETURN GRAIN CHAIN               | 1420-2388, 5088, 6088, 7088              | \$ 249 SALE |
| WN-1317192C1  | UPPER/LOWER CLEAN GRAIN SPROCKET | 1640-2388                                | \$ 59.50    |
| WN-168683C1   | CLEAN GRAIN/TAILINGS SPROCKET    | 1420-2388                                | \$ 46.95    |
| WN1317250C91  | BEARING CLEAN GRAIN SHAFT        | 1640-2588                                | \$ 39.00    |
| WN-87283438   | UPPER CLEAN GRAIN SPROCKET       | 7010-9240 SERIES                         | \$ 82.00    |
| WN-87283436   | LOWER CLEAN GRAIN SPROCKET       | 7120-9230 SERIES                         | \$ 78.00    |
| A-1318585C3   | OUTER CLEAN GRAIN BOOT           | 1640-2366 W/OUT YIELD MONITOR            | \$ 74.50    |
| A-1317673C2   | INNER CLEAN GRAIN BOOT           | 1640, 1660, 1666, 2144, 2166, 2366       | \$ 84.00    |
| A-1318584C2   | INNER CLEAN GRAIN BOOT           | 1680, 1688, 2188, 2388, 2577, 2588       | \$ 95.00    |
| A-191771C1    | TAILING ELEVATOR BOOT            | 1420, 1440, 1460, 1620, 1640, 1660, 1666 | \$ 275.00   |
| A-183160C1    | TAILING ELEVATOR BOOT            | 1480, 1680, 1688, 2144, 2166, 2188       | \$ 319.00   |
| WN-87598258   | AUGER ELBOW                      | 1420-2588                                | \$ 649.00   |
| WN-192475C3   | LOWER UNLOADING SUMP W/DOOR      | 1420-2588                                | \$ 935 SALE |
| A-223237A1    | OUTER SIDE PLATE                 | 66-88 SERIES WITH AFS                    | \$ 72.95    |

### ADJUSTABLE SIEVES TO FIT CASE IH COMBINES

| PART #       | LOCATION       | MODELS  | FINGER STYLE              | DIMENSIONS        | PRICE EA.    |
|--------------|----------------|---|---------------------------|-------------------|--------------|
| WN-1330686C2 | TOP            | 1440, 1460, 1640, 1660  | LONG (1-5/8")             | 45" X 61.75"      | \$ 585 SALE  |
| WN-1346914C2 | BOTTOM         |   | BLUNT/SHORT               | 45" X 51.5"       | \$ 595 SALE  |
| WN-1957314C7 | TOP            | 1640, 1660, 1666, 2144, 2166, 2344, 2366  | LONG (1-5/8")             | 45" X 75"         | \$ 860 SALE  |
| WN-1994961C5 | BOTTOM         | (EXTENDED CLEANING)   | SHORT (1-1/8")            | 45" X 65"         | \$ 695 SALE  |
| WN-87710706  | TOP            | 1680, 1688, 2188, 2388, 2377, 2577, 2588, 5088, 5130-40, 6088, 6130-50, 7088, 7130-50 | LONG (1-5/8")             | 60" X 75"         | \$ 1100 SALE |
| WN-1322464C6 | BOTTOM         | 1680-88, 2188-2588, 6088-7088   | SHORT (1-1/8")            | 60" X 65"         | \$ 935 SALE  |
| A-1330323C2  | SIEVE          | 1640, 1660, 1666, 1680, 2144-2588   | BUSHING CHAFFER DRIVE ARM | 5/8"X1-1/2"X2.89" | \$ 19.50     |
| A-87538600   |                | 1688, 2166, 2188, 2366,   | BUSHING                   | 10 REQUIRED       | \$ 17.00     |
| A-87376924   |                | 2377, 2388, 2577, 2588  | CHAFFER FRAME             | 2 REQUIRED        | \$ 23.00     |
| A-87299946   | KIT (FULL SET) | FOR CHAFFER FRAME   | BUSHINGS                  | 1 REQUIRED        | \$ 465.00    |

Long Finger

Short Finger



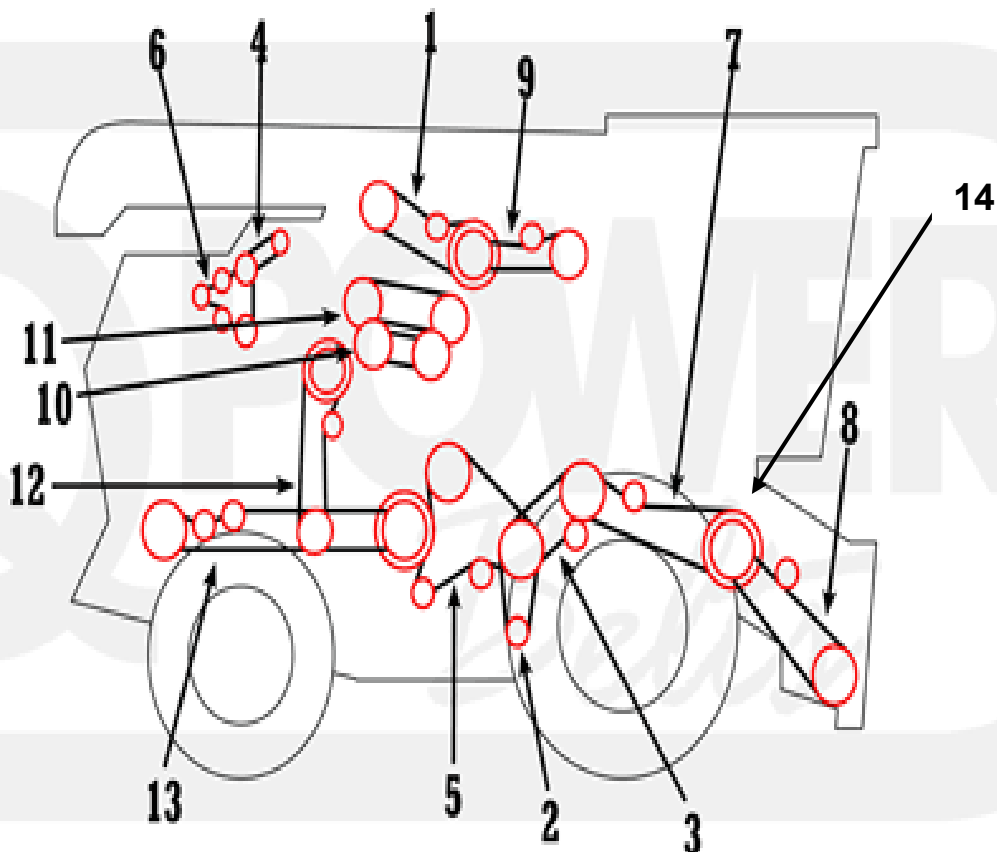
## STRAW CHOPPER PARTS TO FIT CASE IH 14XX-25XX

| PART #      | MODEL   | DESCRIPTION                     | PRICE EA.   |
|-------------|---|---------------------------------|-------------|
| WN-442832A1 |   | STD 2 PC. KNIFE SET             | \$ 27.95    |
| A-B96349    | 1420-2588, 5088-7088, 5130-7130, 5140-7140<br>(24 OR 28 PIECES PER CHOPPER) | TUNGSTEN 2 PC SET               | \$ 48.00    |
| 1302763C1   | 1440-2388 (12 REQUIRED)   | CONCAVE CHOPPER KNIFE<br>DOUBLE | \$ 11.95    |
| 1302764C1   | 1440-2388 (1 REQUIRED)  | CONCAVE CHOPPER KNIFE<br>SINGLE | \$ 10.95    |
| 87315088    | 2377-7088   | CHOPPER KNIFE DOUBLE            | \$ 17.95    |
| 87315495    | 1440-2588   | STRAW CHOPPER BAR W/<br>KNIVES  | \$ 379 SALE |
| K11081      | 7010, 8010, 8120, 9120, 7230, 8230, 9230                                    | STRAW CLAW KNIFE SET OF 2       | \$ 86 SALE  |
| K11080      | 1460-2588, 5088, 5130-40, 6088,<br>6130-40,7088, 7130-40                    | STRAW CLAW KNIFE SET OF 2       | \$ 59 SALE  |

## LED LIGHT CONVERSION KITS TO FIT CASE IH COMBINES

| PART #   | MODELS  | DESCRIPTION  | PRICE EA.  |
|----------|---|--|------------|
| WL2123KT | 2144, 2166, 2188, 2366,<br>2377, 2388, 2577, 2588 | Replacement lights for all front headlights located at top of the cab,<br>4 - A-WL1295 outer with high beam and 2 - A-WL1300 center with<br>hi/lo beam. Direct fit, plugs into existing machine wiring harness | \$ 689.00  |
| WL789KT  | 5088-9230   | Replacement for the front headlights located at top of the cab<br>(4) A-WL1365 outer cab, (2) A-WL1370 center cab and (2) A-<br>WL1240 stubble lights).  | \$ 1045.00 |

## BELT DIGRAM FOR CASE IH 14XX-25XX COMBINES



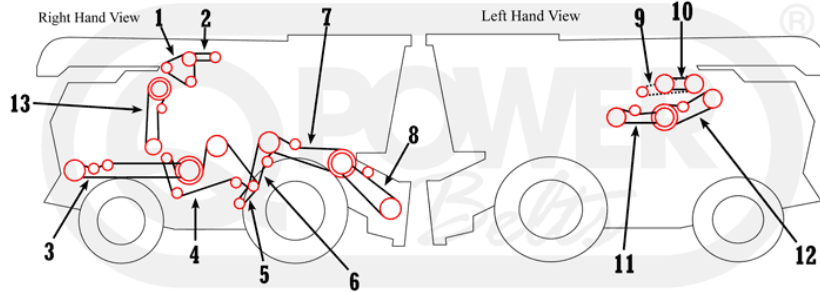
Please Call For Availability.  
PRICES SUBJECT TO CHANGE WITHOUT NOTICE!

**BELTS TO FIT CASE IH 16XX-25XX COMBINES**

| #  | PART #                 | DESCRIPTION                   | MODELS  | PRICE EA. |
|----|------------------------|-------------------------------|---|-----------|
| 1  | 1970115C1              |                               | 1640, 1660 (SN <JJC0102897)   | \$ 52.95  |
|    | 191288C2               |                               | 1660 (W/IH ENGINE), 1680 (SN <JJC0045689)   | \$ 50.95  |
|    | 1347387C1              |                               | 1640 (SN JJC0097103>), 1660 (SN JJC0102897> W/OUT C FLOW CLEANING SYSTEM), 1644   | \$ 83.95  |
|    | 1541699C1              | AUXILIARY PUMP DRIVE          | 1660 (SN JJC0103800> W/CROSS FLOW CLEANING SYSTEM), 1666  | \$ 64.00  |
|    | 1541700C1              |                               | 1688, 2144, 2344  | \$ 90.00  |
|    | 124572A1               |                               | 2166, 2366  | \$ 92.00  |
|    | 124573A1               |                               | 2188, 2388 (SN <JJC0272999)   | \$ 85.00  |
|    | 440498A3               |                               | 2388 (SN JJC0273000>) 2388 (SN HAJ292001>) 2377, 2577, 2588   | \$ 104.00 |
| 2  | 195396C2               |                               | 1640, 1660 (W/OUT EXT CLEANING SYSTEM), 1680  | \$ 72.00  |
|    | 1541569C1              | CLEANING FAN DRIVE            | 1660 (W/EXT CLEANING SYSTEM), 1644, 1666, 1688, 2144, 2166, 2188, 2344, 2366 (SN <JJC0184544>), 2388 (SN <JJC0198068>), 2377, 2366 (SN JJC0184544>), 2388 (SN JJC0198068>), 2377, | \$ 72.00  |
|    | 301146A1               |                               | 2388 (SN HAJ292001>), 2577, 2588  | \$ 56.00  |
| 3  | 191305C1               |                               | 1640, 1660, 1644, 1666, 2144, 2166, 2344, 2366 (SN <JJC0184544)   | \$ 64.00  |
|    | 181359C1               |                               | 1440, 1460, 1480, 1640, 1660 (67" BELT)   | \$ 56.00  |
|    | 317904A1               | FAN JACKSHAFT DRIVE           | 1680, 1688, 2188, 2388 (SN <JJC0198068)   | \$ 84.00  |
|    | 301111A1               | (84448591)                    | 2166, 2366 (SN JJC0184544>)   | \$ 63.00  |
|    | 317904A1               |                               | 1480, 1680, 1688, 2188, 2377, 2388 (SN JJC0198068>), 2388 (SN HAJ292001>), 2577, 2588,  | \$ 84.00  |
| 4  | 164550R2               |                               | 1640 (SN <JJC0034705>), 1660 (SN <JJC0038346>), 2344  | \$ 17.00  |
|    | 396829R1               |                               | 1640(SNJJC0034705>), 1660(SNJJC0038346>), 1666, 1688, 2166, 2188, 2366 (SN <JJC0255699>), 2388 (SN <JJC0272999)   | \$ 17.00  |
|    | 1250587C1              | A/C COMPRESSOR                | 1680, 1644, 2144  | \$ 14.00  |
|    | 235414A1               |                               | 2366 (SN JJC0255700>), 2388 (SN JJC0273000>), 2388 (SNHAJ292001-HAJ3000000), 2377   | \$ 19.00  |
|    | 87311867               |                               | 2388 (SN HAJ30001>), 2577, 2588   | \$ 19.00  |
| 5  | 181055C1               | ELEVATOR DRIVE (W/ CHOPPER)   | 1440, 1460, 1480, 1640, 1660, 1680,1644, 1666, 2144, 2166, 2188, 2344, 2366, 2388, 2577, 2588   | \$ 189.00 |
|    | 186509C2               | ELEVATOR DRIVE (W/ BEATER)    | 1640, 1660, 1680,1644, 1666, 2144, 2166, 2188, 2344, 2366, 2388, 2577, 2588   | \$ 212.00 |
| 6  | 537072R92              |                               | 1640 (SN <JJC0034705>), 1660 (SN <JJC0038346>), 1680 (SN <JJC0045689>), 1660 (SN JJC0038346>) W/ CR FLOW CLEANING SYSTEM, 1666,1688,2166,2188                                     | \$ 58.00  |
|    | J911572                | ENGINE FAN & ALT.             | 1640 (SN JJC0034705>), 1660 (SN JJC0038346> W/CFCS),1680 (SN JJC0045689>)   | \$ 28.00  |
|    | J911574                |                               | 1644, 2144, 2344  | \$ 39.00  |
|    | J911565                |                               | 2366 (SN <JJC0255700>), 2388 (SN <JJC0273000>),   | \$ 39.00  |
|    | A77938                 |                               | 2366 (SN JJC0255700>), 2388 (SN JJC0273000>), 2377, 2388 (SN HAJ292001>), 2577, 2588  | \$ 32.00  |
|    | A780-K8                |                               |   | \$ 33.00  |
| 7  | 192738C1               | FEEDER DRIVE W/OUT TRAP       | 1640, 1660, 1644, 1666, 2144, 2166, 2344, 2366  | \$ 235.00 |
|    | 1315168C1              | FEEDER DRIVE W/ TRAP          | 1640, 1660, 1644, 1666, 2144, 2166, 2344, 2366  | \$ 265.00 |
|    | 194528C2               | FEEDER DRIVE W/OUT TRAP       | 1680, 1688, 2188, 2377, 2388, 2577, 2588  | \$ 319.00 |
|    | 1315074C1              | FEEDER DRIVE W/ TRAP          | 1480, 1680, 1688, 2188, 2377, 2388, 2577, 2588  | \$ 279.00 |
| 8  | 1313095C2              | FEEDER JACKSHAFT DRIVE (47")  | 1640, 1660, 1644, 1666,   | \$ 190.00 |
|    | 87629602               | FEEDER JACKSHAF DRIVE (54.5") | 1640, 1660, 1680, 1644, 1666, 1688, 2144, 2166, 2188, 2344, 2366, 2388 (SN JJC0268800)  | \$ 255.00 |
|    | 393750A1               | FEEDER JACKSHAFT DRIVE (60")  | 1680, 1688, 2144, 2166, 2188, 2344, 2366, 2388 (SN <JJC0268800)   | \$ 329.00 |
|    | 402370A1               | FEEDER JACKSHAF DRIVE (54.5") | 2388 (SN JJC0268800>), 2388 (SN HAJ292001>), 2377, 2577, 2588   | \$ 285.00 |
|    | 402368A1               | FEEDER JACKSHAFT DRIVE (60")  | 2388 (SN JJC0268800>), 2388 (SN HAJ292001>), 2377, 2577, 2588   | \$ 272.00 |
| 9  | 191290C1               |                               | 1440, 1460, 1640, 1660 (SN <JJC0102897>), 2144, 2166, 2344, 2366  | \$ 89.00  |
|    | 1989216C1              | GRAIN TANK UNLOADER DRIVE     | 1640 (SN 97103>), 1660 (SN JJC0102897>), 1644, 1666,  | \$ 96.00  |
|    | 1989217C1              |                               | 1680 (SN JJC0115352>), 1688, 2188, 2377, 2388, 2577, 2588   | \$ 110.00 |
| 10 | 244420A4               |                               | 1440, 1460, 1640, 1660, 1644, 1666, 2144, 2166, 2344, 2366  | \$ 365.00 |
|    | 244423A5               |                               | 1680, 2388 (SN <JJC0273000)   | \$ 399.00 |
|    | 244422A4               | ROTOR DRIVE (HD)              | 1480, 1680, 1688, 2188  | \$ 355.00 |
|    | 413159A1               |                               | 2377, 2388 (SN JJC0273000>), 2388 (SN HAJ0273000>), 2577, 2588  | \$ 359.00 |
|    | 84194650               |                               | 2377, 2388 (SN HAJ0295001>), 2577, 2588   | \$ 375.00 |
| 11 | 191241C3               |                               | 1440, 1460, 1640, 1660, 1666, 2144, 2166,2344, 2366   | \$ 309.00 |
|    | 191244C1               |                               | 1480, 1680 (SN <JJC0045689)   | \$ 229.00 |
|    | 1330499C1              | SEPARATOR DRIVE               | 1680 (SN JJC0045689>)   | \$ 189.50 |
|    | 1541702C1              |                               | 1688, 2188, 2388 (SN <JJC0270500)   | \$ 225.00 |
|    | 400427A1               |                               | 2377, 2388 (SN JJC0270500>), 2388 (SN HAJ270500>), 2577, 2588   | \$ 325.00 |
| 12 | 1315265C1              | STRAW CHOPPER DRIVE           | 1640, 1660, 1644, 1666, 2144, 2166, 2344, 2366  | \$ 69.00  |
|    | 1315266C1              |                               | 1680, 1688, 2188, 2377, 2388, 2577, 2588  | \$ 98.00  |
| 13 | 196371C1<br>(84172256) | STRAW SPREADER DRIVE          | 1440, 1460, 1480, 1640, 1660, 1680, 1644, 1666, 1688, 2144, 2166, 2188, 2344, 2366, 2377, 2388, 2577, 2588  | \$ 75.00  |
| 14 | 1979606C1              | REEL PUMP DRIVE (47")         | 1640 (SN JJC0034860-JJC0097170), 1660 (SN JJC0039130-JJC0103066)  | \$ 39.00  |
|    | 1330311C1              | REEL PUMP DRIVE (54.5")       | 1640 (SN JJC0034860-JJC0097170), 1660 (SN JJC0039130-JJC0103066), 1680  | \$ 32.00  |
|    | 1321564C1              | REEL PUMP DRIVE (47")         | 1640 (SN <JJC0034860 & JJC0097171>), 1660 (SN JJC0039130 & JJC010367>)  | \$ 50.00  |
|    | 1321565C1              | REEL PUMP DRIVE (54.5")       | 1640 (SN <JJC0034860 & JJC0097171>), 1660 (SN <JJC0039130), 1680  | \$ 58.00  |

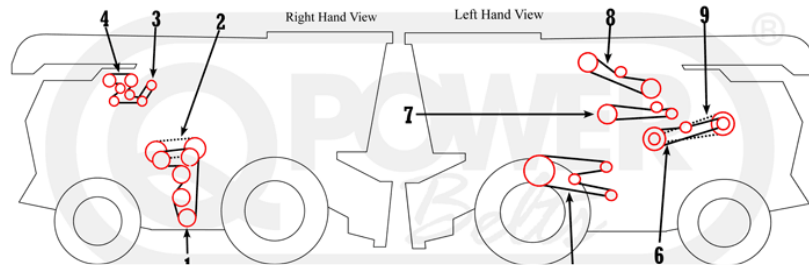
DIAGRAM ON PAGE 72

## BELTS TO FIT CNH "88" MID-RANGE COMBINES



| #  | PART #              | DESCRIPTION                         | MODELS                                   | PRICE EA. |
|----|---------------------|-------------------------------------|--|-----------|
| 1  | 87755884            | FAN DRIVE                           | 5088, 6088, 7088                         | \$ 36.00  |
| 2  | 87311867            | A/C COMPRESSOR                      | 5088, 6088, 7088                         | \$ 19.00  |
| 3  | 84163222            | STRAW SPREADER DRIVE (WITH BEATER)  | 5088-5140, 6088-6140, 7088-7140          | \$ 80.00  |
| 4  | 87476487 (186509C2) | CLEANING SYSTEM DRIVE (WITH BEATER) | 5088-5140, 6088-6140, 7088-7140          | \$ 199.00 |
|    | 87476486 (181055C1) | CLEANING SYSTEM DRIVE (W/CHOPPER)   | 5088-5140, 6088-6140, 7088-7140          | \$ 180.00 |
| 5  | 301146A1            | CLEANING FAN DRIVE                  | 5088-5140, 6088-6140, 7088-7140          | \$ 56.00  |
| 6  | 87642957            | FAN JACKSHAFT DRIVE                 | 5088, 6088, 7088                         | \$ 58.00  |
|    | 301146A1            |                                     | LOWER 5130, 6130, 7130                   | \$ 56.00  |
| 7  | 87629601            | FEEDER DRIVE (WITH ROCK TRAP)       | 5088-5150, 6088-6150, 7088-7150          | \$ 269.00 |
|    | 87629602            | FEEDER DRIVE (WITH NO ROCK TRAP)    | 5088, 5150, 6088, 6150, 7088, 7130, 7150 | \$ 262.00 |
| 8  | 87332159            | HEADER DRIVE (WITH ROCK TRAP)       | 5088, 5130, 6088, 6130, 7088, 7130       | \$ 222.00 |
|    | 87332161            | HEADER DRIVE (WITH NO ROCK TRAP)    | 5088, 5130, 6088, 6130, 7088, 7130       | \$ 225.00 |
| 9  | 84137716            | SEPARATOR DRIVE                     | 5088, 6088, 7088                         | \$ 255.00 |
|    | 84586129            | SEPARATOR DRIVE                     | 5130-50, 6130-50, 7130-50                | \$ 438.95 |
| 10 | 84194650            | ROTOR DRIVE                         | 5088-5140, 6088-6140, 7088-7140          | \$ 355.00 |
|    | 87615553            | ROTOR DRIVE                         | 5130, 6088-6150, 7088-7150               | \$ 428.00 |
| 11 | 47424854            |                                     | 5088-5140                                | \$ 80.00  |
|    | 87549557            | UNLOADER DRIVE                      | 6088-6130, 7088-7140                     | \$ 160.00 |
|    | 47360559            |                                     | 5140-50, 6140-50, 7150                   | \$ 248.95 |
| 12 | 87330894            |                                     | 5088                                     | \$ 105.00 |
|    | 87549556            | AUXILIARY PUMP DRIVE REAR PTO       | 6088, 7088                               | \$ 120.00 |
|    | 84548651            |                                     | 5130-40, 6130-40, 7130-40                | \$ 115.00 |
| 13 | 87330903            | STRAW CHOPPER DRIVE                 | 5088-5150, 6088-6150, 7088-7150          | \$ 90.00  |

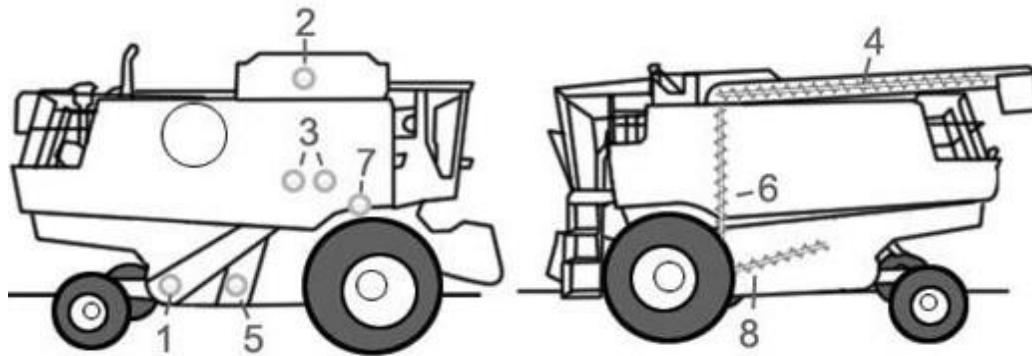
## BELTS TO FIT CNH FLAG SHIP COMBINES "10-40"



| # | PART #    | DESCRIPTION                     | MODELS   | PRICE EA. |
|---|-----------|---------------------------------|--|-----------|
| 1 | 87283139  | TAILINGS DRIVE                  | 7010, 8010 (SN HAJ105207>), 7120, 7230, 8120, 8240, 9120, 9230, 9240 | \$ 82.95  |
|   | 87109130  |                                 | 8010 (SN < HAJ105207)  | \$100.00  |
| 2 | 86975809  | BUBBLE UP DRIVE (RH)            | 7010, 8010, 7120, 7230, 8120, 8230, 8240, 9120, 9230, 9240           | \$ 70.00  |
| 3 | 500371653 |                                 | 7010, 7120   | \$ 53.00  |
|   | 87282305  | FAN DRIVE                       | 8010, 8120   | \$ 51.00  |
|   | 504049425 |                                 | 9120   | \$ 76.00  |
| 4 | 504212528 | A/C, ALTERN, WATER PUMP         | 7010, 7120, 9120   | \$ 24.00  |
|   | 87282333  |                                 | 8010, 8120, 9120   | \$ 44.00  |
| 5 | 87317063  | SHOE DRIVE                      | 7010, 8010, 7120, 7230, 8120, 8230, 8240, 9120, 9240                 | \$ 53.00  |
| 6 | 86517680  | BEATER DRIVE                    | 7010, 8010, 7120, 7230, 8120, 8230, 8240, 9120, 9240                 | \$129.00  |
| 7 | 87011585  | UNLOADER DRIVE                  | 7010, 8010, 7120, 8120, 9120   | \$105.00  |
| 8 | 86975809  | BUBBLE UP DRIVE (LH)            | 7010, 8010, 7120, 7230, 8120, 8230, 8240, 9120, 9240                 | \$ 70.00  |
| 9 | 87283315  | CHOPPER DRIVE, STRAW (2800 RPM) | 7010-8010 (SN < HAJ202001), 7120, 8120, 9120                         | \$125.00  |
|   | 86976208  | CHOPPER DRIVE, STRAW (3000 RPM) | 7010-8010 (SN HAJ202001>), 7120, 8120, 9120                          | \$131.95  |

Please Call For Availability.  
PRICES SUBJECT TO CHANGE WITHOUT NOTICE!

## AUGERS TO FIT C-IH 1400-2500 SER. COMBINES



| #           | PART #        | LENGTH                               | DESCRIPTION  | MODEL #   | PRICE EA.                     |
|-------------|---------------|--------------------------------------|--|---|-------------------------------|
| 1           | A-191734C1    | 62.5"                                | Lower Tailings   | 1440, 1460, 1640, 1644, 1660, 1666  | \$ 189.00                     |
|             | GRA100RRB-I   | 1.00"                                | BEARING  | 1440-2366   | \$ 14.00                      |
|             | 192549C2      | 85.250"                              | Lower Tailings   | 1480, 1680, 1688  | \$ 305.00                     |
|             | 144021A2      | 62.81"                               | Lower Tailings   | 2144, 2166, 2344, 2366  | \$ 249.00                     |
| 2           | 1319710C1     | 81.500"                              | Grain Delivery   | 1440-60 (* Need Update #1319967C91 OEM PURCHASED )  | \$ 315.00                     |
|             | 1318912C3     | 79.060"                              | Grain Delivery; 1 1/4" Shaft   | 1640, 1660, 1666, 2144, 2166, 2366  | \$ 395.00                     |
|             | WN-214490C91  |                                      | BEARING LH   |   | \$ 37.00                      |
|             | WN-156011C92  |                                      | BEARING RH   |   | \$ 17.00                      |
|             | WN-249275A1   | 47.375"                              | INCLINED DELIVERY  | 1660, 1666, 1688, 2166, 2188, 2366, 2377, 2388, 2577, 2588  | \$ 389.00                     |
|             | WN-320724A3   | 47.5"                                | INCLINED DELIVERY STAINLESS  | ALL 1600- 2300 AFS  | \$ 695.00                     |
|             | G1106KRRB-I   |                                      | BEARING  |   | \$ 26.00                      |
| 162103C91   | 11.375"       | Grain Delivery<br>(For Corn & Grain) | 1420, 1440, 1460, 1480, 1620, 1640, 1660, 1666, 2144,<br>2166, 2366 (SN <JJ0252949) 815, 915 | \$ 119.00   |                               |
| 3           | A-87617556    | 110.375"                             | Grain Tank Bottom OLD# 192784C2  | 1440, 1460, 1480, 1640, 1660, 1666, 1680, 1688,   | \$ 578.00                     |
|             | 390556S       | 110.375"                             | HEAVY DUTY SCHMIDT   | 2144, 2166, 2188, 2366, 2388  | \$ 659.00                     |
|             | 204807C91     |                                      | BEARING  |   | \$ 12.00                      |
| *4          | 1347499C2     | 182.875"                             | UNLOADING *  | 1640 SN JJC0097103>, 1660 SN JJC0102897>,<br>1666, 1680 SN JJC0115352>, 1688  | \$1150 SALE<br>\$ 14.00       |
|             | GRA100RRB-I   |                                      | BEARING  |   |                               |
|             | 1317935C1     | 182.125"                             | Unloading (PIN STYLE) *  | 1460, 1470, 1480, 1640 SN <-JJC0097103,<br>1660 SN <-JJC0102897, 1680 SN <-JJC0115352,                                      | \$1080 SALE<br>\$ 14.00       |
|             | GRA100RRB-I   |                                      | BEARING  |   |                               |
|             | WN-1317680C2  | 89.250"                              | Unloading, Rear Split, 172" *<br>(14.3')   | 1640, 1660 SN JJC0038346>, 1666, 1680, 1688, 2144,<br>2166, 2188, 2366, 2388  | \$ 415.00                     |
|             | WN-198987A1   | 90.500"                              | Unloading, Front Split, 172/208" *<br>(282176A2)   | 1660, 1666, 1680, 1688, 2144, 2166,<br>2188, 2366, 2377, 2388, 2577, 2588   | \$ 685.00                     |
|             | WN-199023A1   | 125.250"                             | Unloading, Rear Split, 208" (17.3') *  |   | \$ 739.00                     |
| GRA100RRB-I |               | BEARING                              | 1660, 1666, 1680, 1688, 2166, 2366, 2188, 2388   | \$ 14.00  |                               |
| 1317891C1   | 96.187"       | Unloading, Front Split 172" *        | 1660 (SN<JJC002897), 1680 (SN<JJC0115352)  | \$ 675.00   |                               |
| 206KRRB6-I  |               | BEARING                              |  | \$ 17.00  |                               |
| 5           | 1319169C1     | 70.310"                              | Clean Grain Auger  | 1440, 1460  | \$ 275.00                     |
|             | WN-1317484C2  | 68.750"                              | Clean Grain Auger  | 1640, 1660, 1666, 1670, 2144, 2166, 2344, 2366  | \$ 205.00                     |
|             | WN-1317250C91 |                                      | BEARING (LH)   |   | \$ 39.00                      |
|             | WN-156011C92  |                                      | BEARING (RH)   |   | \$ 15.00                      |
|             | WN-1317409C1  | 76.000"                              | Clean Grain Auger  | 1680, 1688  | \$ 250.00                     |
|             | WN-87653248   | 76.375"                              | (143959A2)   | 2188, 2388  | \$ 309.00                     |
| *1319173C1  | 76.000"       |                                      | (NON-STOCK) 1480   | \$ 292.00   |                               |
| 6           | WN-192835C1   | 49.125"                              | Vertical Unloading   | 1440, 1460, 1480, 1640 SN <-JJC0097103, 1660 SN <-JJC0102897,<br>1680 SN <-JJC0115352                                       | STD \$ 415.00<br>HD \$ 565.00 |
|             | WN-1347389C1  | 49.750"                              | Vertical Unloading   | 1640, 1666, 1688, 2166, 2188, 2577, 2588<br>2366, 2388, 1640 SN JJC0097103->,<br>1660 SN JJC0102897->, 1680 SN JJC0115352-> | STD \$ 440.00<br>HD \$ 569.00 |
| 7           | A-87379140    | 37.625"                              | Tailings Delivery (192563C1)   | 1480, 1680, 1688, 2188, 2388, 2588  | \$ 189.00                     |
|             | A-193225C1    | 25.625"                              | Tailings Delivery  | 1440, 1460, 1640, 1660, 1666, 2144, 2166, 2366  | \$ 179.00                     |
|             | GRA100RRB-I   |                                      | BEARING  |   | \$ 14.00                      |
| 8           | WN-1308541C1  | 78.250"                              | RH Grain Bed 7/8" Hex Shaft  | 1420, 1440, 1460, 1480, 1620, 1640, 1660, 1666, 1680, 1688,   | \$ 175.00                     |
|             | WN-1309229C1  | 78.25"                               | LH GRAIN BED AUGER   | 2144, 2166, 2188, 2366, 2388  | \$ 245.00                     |
|             | 205KRRB2-I    |                                      | BEARING  |   | \$ 13.00                      |
|             | 193398C1      | 78.250"                              | 1.125" Hex Shaft   | 1640, 1660, 1680, 2166, 2188, 2366, 2388  | \$ 218.00                     |

**\*NON-STOCK ITEM!**

Please Call For Availability.  
PRICES SUBJECT TO CHANGE WITHOUT NOTICE!

## AUGERS TO FIT C-IH 5XXX-7140 / NH CR SERIES MACHINES

| # | PART #      | LENGTH   | DESCRIPTION          | MODEL  | PRICE EA.    |
|---|-------------|----------|----------------------|--|--------------|
| 1 | A-144028A2  | 85.69"   | LOWER TAILINGS AUGER | 5088, 5130, 5140 (SN <YFG014000), 6088, 6130, 6140 (SN <YFG014000), 7088, 7130, 7140 (SN <YFG014000)/ NH | \$ 279 SALE  |
|   | 84330031    |          | BEARING              |  | \$ 18.00     |
| 2 | WN-87379140 | 37.625"  | UPPER TAILINGS AUGER | 5088, 5130, 5140 (SN <YFG014000), 6088, 6130, 6140 (SN <YFG014000), 7088, 7130, 7140 (SN <YFG014000)     | \$ 185 SALE  |
|   | 574940R91   |          | BEARING              | 5088, 5140, 6088   | \$ 12.00     |
| 3 | A-87510720  | 86.375"  | CLEAN GRAIN AUGER    | 5088,5140(SN <YFG014000),6088,6140 (SN <YFG014000),7088,7140 (SN<YFG014000)                              | \$ 579 SALE  |
|   | 47595610    | 86.375"  |                      | 5140 (SN YFG0145001>), 6140 (SN YFG0145001>), 7140 (SN YFG0145001>)                                      | \$ 359 SALE  |
|   | RA108RRB-I  |          | BEARING              | 5088-7140  | \$ 27.00     |
| 4 | WN-87563930 | 81.5"    | STD. TANK FILL AUGER | 5088, 5130, 5140(SN <YFG014000),6088, 6130, 6140 (SN <YFG014000),7088, 7130, 7140 (SN<YFG014000)         | \$ 550 SALE  |
|   | WN-84577410 | 81.5"    | EX WEAR TANK FILL    | 5088, 5130, 6088, 6130, 7088, 7130, 5140, 6140, 7140   | \$ 835 SALE  |
|   | W208KRRB6-I |          | BEARING              | 5088, 5130, 6088, 6130, 7088, 7130, 5140, 6140, 7140   | \$ 27.95     |
| 5 | A-87649711  | 79.06"   | FR GRAIN BED AUGER   | 5088, 5130, 5140, 6088, 6130, 6140, 7088, 7130, 7140   | \$ 299.00    |
|   | 87649712    | 79.06"   | REAR GRAIN BED AUGER |  | \$ 325 SALE  |
|   | 87650438    |          | BEARING              |  | \$ 17.00     |
| 6 | 87657822    | 38"      | 3' UNLOAD AUGER EW   | 5088, 5140, 6088, 6140, 7088, 7140/ NH CR940, 960, 970, 9040, 9060, 9070                                 | \$ 855 SALE  |
|   | 87280339    | 212.625" | 18' UNLOAD AUGER EW  | 5088, 5140, 6088, 6140, 7088 / NH CR940, 960, (CR9040-70 SN Y8G112001>)                                  | \$ 1770 SALE |
|   | 87044350    |          | BEARING              |  | \$ 33.00     |
| 7 | 84447940    | 47.25"   | VERTICAL UNLOAD EW   | 5088, 5140, 6088, 6140, 7088, 7140/ NH CR940, 960, 970, 9040, 9060, 9070                                 | \$ 899 SALE  |

## AUGERS TO FIT C-IH "FLAGSHIP" 7XXX-9XXX

| # | PART #      | LENGTH     | DESCRIPTION           | MODELS  | PRICE EA.    |
|---|-------------|------------|-----------------------|---|--------------|
| 1 | 84402652    | 97.06"     | LOWER TAILINGS AUGER  | (EXTENDED WEAR) 7010, 7120, 8010, 8120, 8230, 8240, 9120, 9230, 9240  | \$ 665 SALE  |
|   | 87730185    | 98.25"     | LOWER TAILINGS AUGER  | (EXTENDED WEAR) 7010, 7120, 8010, 8120, 9120                          | \$ 585 SALE  |
|   | GRAE25RRB-1 |            | BEARING               | 7010, 7120, 9120  | \$ 16.00     |
| 2 | A-87283130  | 95.375"    | CLEAN GRAIN AUGER     | (EXTENDED WEAR) 7010, 7120, 8010, 8120, 9120                          | \$ 799 SALE  |
| 3 | 87733272    | 72.56"     | BUBBLE UP AUGER       | 7010 LOW PROFILE, 7120, 8010 LOW PROFILE, 8120, 9120                  | \$ 905 SALE  |
|   | A-87733275  | 81.625"    | BUBBLE UP AUGER       | 7010, 7120, 7130, 7140, 8010, 8120, 8130, 8140, 9120, 9130, 8240,9240 | \$ 885 SALE  |
|   | AH139296    |            | BEARING               | 7010, 7120, 7130, 7140, 8010, 8120, 8130, 8140, 9120, 9130, 9140      | \$ 29.50     |
| 4 | WN-87280345 | 120.8"     | FR GRAIN TANK AUGER   | (EXTENDED WEAR)   | \$ 575 SALE  |
|   | WN-87280343 | 120.8"     | REAR GRAIN TANK AUGER | 7010, 7120, 8010, 8120, 8240, 9120, 9240                              | \$ 600 SALE  |
|   | JD10384     |            | BEARING               |   | \$ 33.00     |
| 5 | 87657822    | 38"        | 3' UNLOAD AUGER EW    |   | \$ 810 SALE  |
|   | AH139296    | (87605590) | BEARING               | 7010, 7120, 7140, 8010, 8120, 9120                                    | \$ 29.95     |
|   | 87280339    | 212.625"   | 18' UNLOAD EW         |   | \$ 1775 SALE |
|   | JD10384     |            | BEARING               |   | \$ 33.00     |
| 6 | WN-87733266 | 47.25"     | VERTICAL UNLOAD AUGER | STD. RATE- 7010, 7120, 8010, 8120, 9120                               | \$ 899 SALE  |
|   | WN-87756536 | 47.25"     | VERTICAL UNLOAD AUGER | STD. RATE- 7130, 7140, 7230, 8230, 9230                               | \$ 895 SALE  |

**EW = EXTENDED WEAR**

**SOME AUGERS ARE NON-STOCK ITEMS!**



Please Call For Availability.  
PRICES SUBJECT TO CHANGE WITHOUT NOTICE!

## CYLINDER BARS TO FIT JD WALKER MACHINES

| PART #  | MODEL     | DESCRIPTION    | ROWS OF HOLES             | PRICE EA. |
|---------|-----------|----------------|---------------------------|-----------|
| V12043  | 4400      | HARDENED       | 2 ROWS                    | \$ 570    |
| V12044  | 6600      | HARDENED       | 2 ROWS                    | \$ 625    |
| V12045  | 7700      | HARDENED       | 2 ROWS                    | \$ 670    |
| V12065  | 8800      | HARDENED       | 2 ROWS <b>(NON-STOCK)</b> | \$ 725    |
| V12068H | 9400-9510 | EXTRA HARDENED | 1 ROWS                    | \$ 735    |
| V12072  | 9600-9610 | HARDENED       | 1 ROW                     | \$ 870    |
| V12072H | 9600-9610 | EXTRA HARDENED | 1 ROW                     | \$ 895    |




**HARDENED = STANDARD**

**EXTRA-HARDENED= HEAT TREATED FOR LONGER WEAR**

**ALL BARS ARE BALANCED AND SOLD WITH HARDWARE!**

## FEEDER HOUSE CHAINS AND PARTS TO FIT JD WALKER MACHINES

| PART #      | MODEL                                | # OF SLATS                        | CHAIN SIZE | PRICE EA.    |
|-------------|--------------------------------------|-----------------------------------|------------|--------------|
| AH116712    | 4400-4420                            | 28                                | CA550      | \$ 660 SALE  |
| WN-AH116713 | 6600-6620                            | 28 (NON-STOCK)                    | CA550      | \$ 665 SALE  |
| WN-AH116716 | 7700-7720                            | 28                                | CA550      | \$ 685 SALE  |
| AH207777    | 9400-9550CTS                         | 34                                | CA550      | \$ 1060 SALE |
| WN-AH143399 | 9600-9650CTS                         | 51                                | CA550      | \$ 1320 SALE |
| H206436     | 9400-9550 CTS                        | 1 REPLACEMENT SLAT                |            | \$ 23.95     |
| H207776     | 9600-9650 CTS                        | 1 REPLACEMENT SLAT                |            | \$ 16.95     |
| A-AH125196  | 9400 (SN:<641500), 9500 (SN:<643900) | SPROCKET SHAFT                    |            | \$ 659.00    |
| A-AH125195  | 9600 (SN:<645300)                    | SPROCKET SHAFT                    |            | \$ 790.00    |
| A-H118583-S | 6600-9600                            | SPLIT FEEDER SPROCKET             |            | \$ 100.00    |
| WN-H118583  | 6600-9600                            | FEEDER SPROCKET                   | CA550      | \$ 62 SALE   |
| 142394S     | 9400-9550                            | (SCHMIDT) FEEDER DRUM HD (3 BOLT) | (52.25")   | \$ 930 SALE  |
| WN-AH142394 | 9400-9550                            | 3 BOLT FEEDER DRUM STANDARD       | (52.25")   | \$ 755 SALE  |
| 143365S     | 9600-9650 CTS                        | (SCHMIDT) FEEDER DRUM HD (3 BOLT) | (63.25")   | \$ 1070 SALE |



## CONCAVES TO FIT WALKER MACHINES

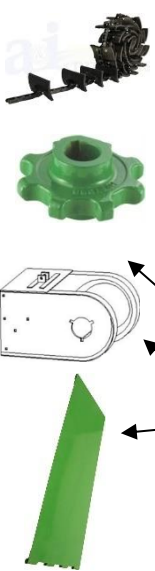
| PART #   | MODEL         | # OF CROSS BARS  | PRICE EA.    |
|----------|---------------|------------------|--------------|
| AH85396  | 4400-4420     | 13 BAR TITAN     | \$ 740 SALE  |
| AH113442 | 6600-6620     | 13 BAR TITAN     | \$ 875 SALE  |
| AH113443 | 7700-7720     | 13 BAR TITAN     | \$ 1200 SALE |
| AH150497 | 9400-9550 CTS | 13 BAR (10 SER.) | \$ 1340 SALE |
| AH150496 | 9600-9650 CTS | 13 BAR (10 SER.) | \$ 1725 SALE |

**\*OEM Style w/ Wires In First Half.**



## CLEAN / RETURN ELEVATOR CHAINS AND PARTS

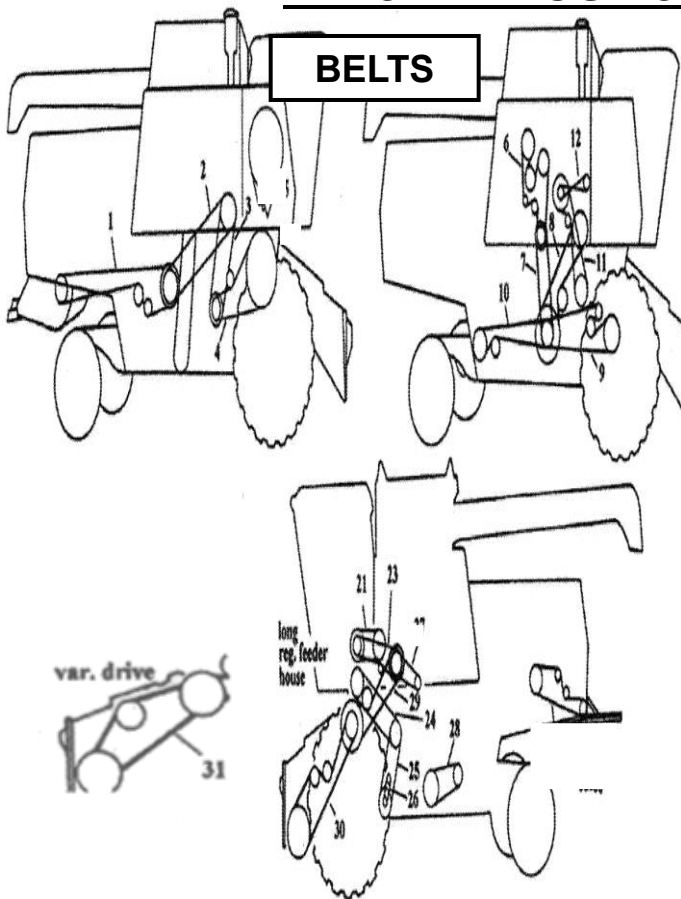
| PART #      | MODEL   | CHAIN SIZE | DESCRIPTION                      | PRICE EA.   |
|-------------|---|------------|----------------------------------|-------------|
| WN-AH87747  | 6620, 7700, 7720                              | CA550      | CLEAN GRAIN CHAIN ASSEMBLY       | \$ 239 SALE |
| A-AH98032   | 6620, 7720 (SN 610301>)                       | CA550      | RETURN GRAIN CHAIN ASSEMBLY      | \$ 275 SALE |
| WN-AH96388  | 6600, 6620 (SN<61300), 7700, 7720 (SN<610500) |            | RETURN GRAIN CHAIN ASSEMBLY      | \$ 260 SALE |
| WN-H177988  | ALL WALKER MACHINES                           |            | UPPER AND LOWER RETURN SPROCKET  | \$ 40 SALE  |
| WN-AH162441 | 9400, 9410, 9500, 9510                        | CA550      | CLEAN GRAIN CHAIN ASSEMBLY       | \$ 329 SALE |
| WN-AH131074 | 9400-10, 9500-50, 9560                        | CA550      | RETURN GRAIN CHAIN ASSEMBLY      | \$ 310 SALE |
| WN-AH162058 | 9450, 9550, 9560 CTS, 9660 CTS                | CA550      | CLEAN GRAIN CHAIN ASSEMBLY       | \$ 410 SALE |
| WN-AH162442 | 9600, 9610                                    | CA550      | CLEAN GRAIN CHAIN ASSEMBLY       | \$ 375 SALE |
| WN-AH131074 | 9600-9660 CTS                                 | CA550      | RETURN GRAIN CHAIN ASSEMBLY      | \$ 320 SALE |
| WN-H133143  | 9000 SERIES                                   |            | LOWER CLEAN GRAIN DRIVE SPROCKET | \$ 37 SALE  |
| WN-H177988  |   |            | UPPER CLEAN GRAIN DRIVE SPROCKET | \$ 43 SALE  |
| AH93242     | 6620, 7720                                    |            | LOWER CLEAN GRAIN ELEVATOR BOOT  | \$ 249 SALE |
| AH77062     | 6620, 7720                                    |            | LOWER CLEAN GRAIN ELEVATOR DOOR  | \$ 52 SALE  |
| AH149182    | 9400-9510 (4 BOLT STYLE)                      |            | LOWER CLEAN GRAIN ELEVATOR BOOT  | \$ 430 SALE |
| AH129357    | 9400-9510                                     |            | LOWER CLEAN GRAIN ELEVATOR DOOR  | \$ 89 SALE  |
| AH149181    | 9600, 9610                                    |            | LOWER CLEAN GRAIN ELEVATOR BOOT  | \$ 440 SALE |
| AH129358    | 9600, 9610                                    |            | LOWER CLEAN GRAIN ELEVATOR DOOR  | \$ 97 SALE  |



Please Call For Availability.  
PRICES SUBJECT TO CHANGE WITHOUT NOTICE!

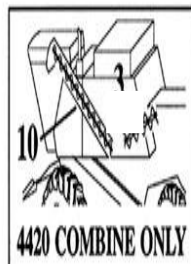
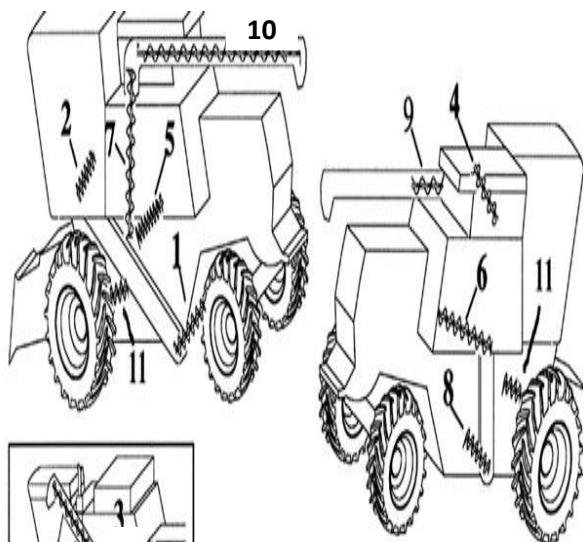


## BELTS AND AUGERS TO FIT JD 20 SERIES COMBINES



| #  | PART #   | DESCRIPTION                                     | TO FIT MODEL #   | PRICE     |
|----|----------|---|--|-----------|
| 1  | H103344  | Rear Straw Chopper 7/8 X 278.25"                | 6620, 7720, 8820   | \$ 83.00  |
| 2  | H101436  | Straw Chopper Drive<br>7/8 X 136.5              | 6600, 6620, 7720, 8820                                       | \$ 44.00  |
| 3  | H113749  | Torq-Sensing<br>Countershaft Drive              | 6600, 6620, 7700, 7720, 8820                                 | \$ 143.00 |
| 4  | H110375  | Cylinder 5/8 X 108"                             | 6620, 7720, 8820   | \$ 129.00 |
| 4  | H96421   | Cylinder 5/8 X 100"                             | 6620 SN-600832>, 7720 SN-601301>                             | \$ 139.00 |
| 4  | H96423   | Cylinder-3 Band<br>5/8 X 100.8"                 | 6600, 6620 (SN:<551900), 7700,<br>7720 (SN:<556300)          | \$ 99.00  |
| 6  | H77766   | Clean Grain<br>7/8 X 157.2"                     | 6600, 6620 (SN:502550>), 7700,<br>7720 (SN:507350>)          | \$ 45.00  |
| 7  | H161339  | Torque Sensing<br>2 X 91.5"                     | 6600, 6620, 7700, 7720                                       | \$ 165.00 |
| 8  | H81222   | SECONDARY COUNTER SHAFT<br>7/8" X 152.4"        | 6620 (SN<551900),<br>7720 (SN<556301)                        | \$ 42.00  |
| 8  | H110300  | Secondary Counter Shaft<br>7/8 X 154.5          | 6620 (SN551900->),<br>7720 (SN556301->)                      | \$ 48.00  |
| 9  | H77010   | Shoe Grain Supply Augers<br>7/8 X 179"          | 6600, 6620, 7700, 7720, 8820                                 | \$ 54.00  |
| 10 | N110085  | Tailings, Lower Auger<br>.913 X 131.4"          | 6620, 7700, 7720, 8820,                                      | \$ 61.00  |
| 11 | H96414   | Beater-(100% Beater Speed)<br>7/8 X 71.5"       | 6620, 7720, 8820   | \$ 26.00  |
| 21 | AH96300  | Unloading Auger Drive (Set of 2)<br>7/8 X 66.5" | 6620, 7720, 8820   | \$ 45.00  |
| 23 | H108175  | Multi-Grove Separator Drive<br>7/8 X 91.81"     | 6620, 7700 SN 8001->, 7720, 8820                             | \$ 115.00 |
| 29 | AMH23927 | Feeder House Drive w/Reverser<br>1 1/4 X 125"   | 6600, 6620,<br>7700 SN 8001->, 7720, 8820                    | \$ 70.00  |
| 30 | H111519  | Regular Lower<br>Feeder House Drive             | 6620 (SN 502551-615100)<br>7720 (SN 507351->)                | \$ 98.00  |
| 30 | H97929   | Long Lower Feeder<br>House Drive                | 6620 (SN 403301->), 7720 (SN 409101->)<br>8820 (SN 414851->) | \$ 105.00 |
| 31 | H110921  | Feeder Variable<br>Conveyor Drive               | 6620, 7720, 8820   | \$ 145.00 |

## AUGERS

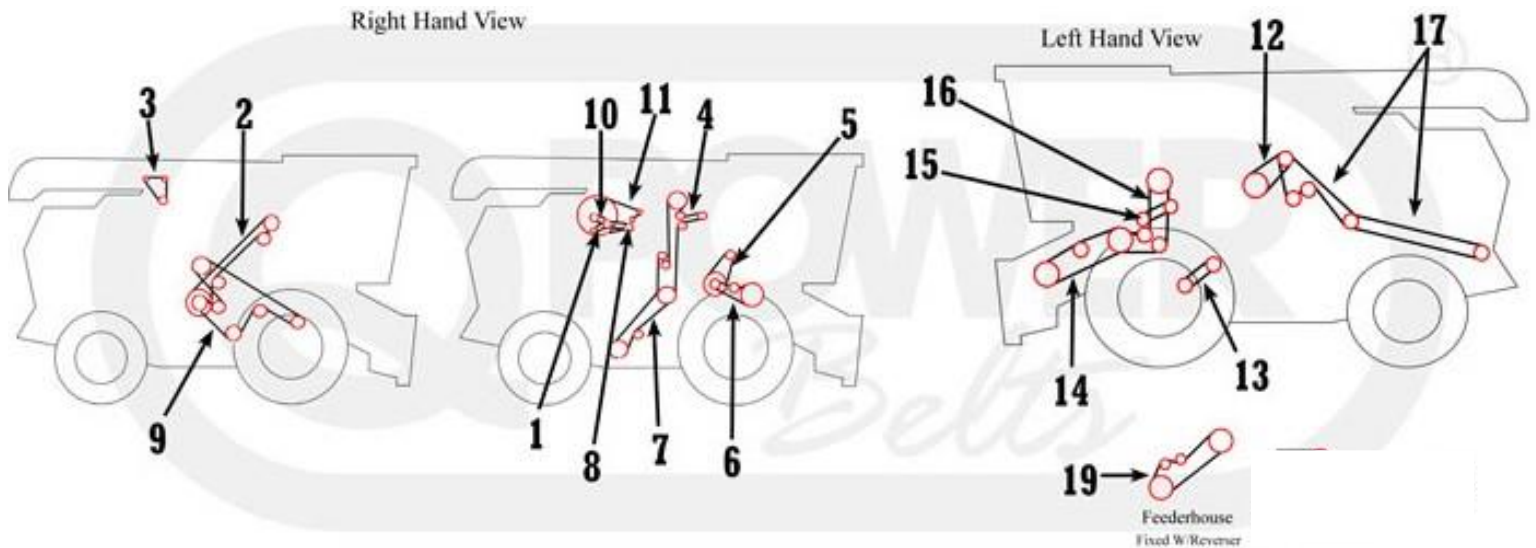


\*MOST ITEMS ON THIS AUGER LIST ARE **NON-STOCK** ITEMS. TYPICAL LEAD TIME TO ORDER IS 72 HOURS.

| #  | PART #      | DESCRIPTION             | MODEL #                  | PRICE     |
|----|-------------|-------------------------|--------------------------|-----------|
| 1  | AH76130     |                         | 4400, 4420               | \$ 194.00 |
|    | AH93662     |                         | 6620 (SN:<-610300)       | \$ 325.00 |
|    | AH122335    | AUGER LOWER TAILINGS    | 6620 (SN:610301->)       | \$ 275.00 |
|    | AH93663     |                         | 7720 (SN:<-610500)       | \$ 278.00 |
|    | AH122336    |                         | 7720 (SN:610501->)       | \$ 239.00 |
| 2  | AH76573     |                         | 4400, 4420               | \$ 185.00 |
|    | AH127650    |                         | 6620 (SN:610301->)       | \$ 325.00 |
|    | AH75435     | AUGER UPPER TAILINGS    | 6600, 6620 (SN:<-610300) | \$ 195.00 |
|    | AH127651    |                         | 7720 (SN:610501->)       | \$ 290.00 |
|    | AH75436     |                         | 7700,7720 (SN:<-610500)  | \$ 289.00 |
| 4  | AH127728    | TANK LOADING            | 7700 (SN:163901>), 6620  | \$ 375.00 |
|    | AH127729    |                         | 7720                     | \$ 415.00 |
| 5  | AH98211     | FRONT TANK CROSS        | 6620                     | \$ 618.00 |
|    | AH98212     |                         | 7720                     | \$ 665.00 |
| 6  | AH103727    |                         | 6620 (SN:<-600000)       | \$ 515.00 |
|    | AH114715    | REAR TANK CROSS         | 6620 (SN:600001->)       | \$ 515.00 |
|    | AH103728    |                         | 7720 (SN:<-600000)       | \$ 500.00 |
|    | AH114716    |                         | 7720 (SN:600001->)       | \$ 510.00 |
| 7  | AH123929    | VERTICAL UNLOAD AUGER   | 6620,7720, 8820          | \$ 740.00 |
| 8  | AH76772SH   |                         | 4400, 4420               | \$ 215.00 |
|    | AH91283     | LOWER CLEAN GRAIN       | 6620                     | \$ 235.00 |
|    | AH107442    |                         | 7720                     | \$ 255.00 |
| 9  | WN-AH143731 | HORIZONTAL UNLOAD AUGER | 6620,7720 (14')          | \$ 880.00 |
| 10 | AH114138    | OUTER UNLOADING AUGER   | 4400, 4420               | \$ 645.00 |
|    | AH76241     | INNER UNLOADING AUGER   | 4400, 4420               | \$ 635.00 |
|    | AH143729    | UNLOADING AUGER         | 6620/7720 SN:<-610500    | \$1030.00 |
| 11 | AH95943     | SHOE GRAIN SUPPLY (RH)  | 6600, 6620,7700, 7720    | \$ 420.00 |
|    | AH95944     | SHOE GRAIN SUPPLY (LH)  | 6600, 6620, 7700, 7720   | \$ 475.00 |

Please Call For Availability.  
PRICES SUBJECT TO CHANGE WITHOUT NOTICE!

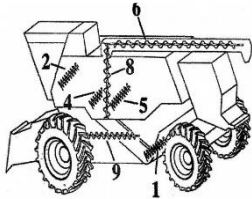
## BELTS TO FIT JD 9000 SERIES WALKER MACHINES



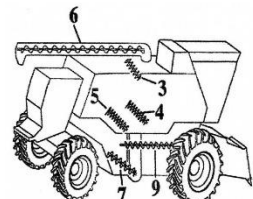
| #  | PART #   | DESCRIPTION                               | MODEL   | PRICE EA. |
|----|----------|---|---|-----------|
| 1  | H134772  |   | 9400 (SN 630201-635100),  | \$ 13.00  |
|    | H101813  |   | 9400 (SN 635101-636600),  | \$ 15.00  |
|    | H134437  | A/C COMPRESSOR                            | 9500 (SN 630301-631100), 9600 (SN <631201)                                | \$ 13.00  |
|    | H81742   |   | 9500 (SN 635201-648500), 9600 (SN 631201-647500)                          | \$ 10.00  |
|    | H80896   |   | 9400 (SN 650101>), 9500 (SN 650201>), 9600 (SN 647501>), 9410, 9510       | \$ 10.00  |
|    | H163515  |   | 9610  | \$ 59.00  |
| 2  | H128010  | SECONDARY COUNTER SHAFT                   | 9400, 9500, 9600, 9410, 9510, 9610  | \$ 69.00  |
| 3  | RE44538  |   | 9400 (SN <635101), 9600 (SN <631201)                                      | \$ 24.00  |
|    | H101813  | ALTERNATOR                                | 9400 (SN 635101>), 9500 (SN 645201>), 9600 (SN 631201>), 9410, 9510, 9610 | \$ 17.00  |
|    | H134344  | ALTERNATOR (LOW POWER)                    | 9500  | \$ 15.00  |
|    | R73189   |   | 9500 (SN 635201-645200)   | \$ 8.00   |
|    | H163515  |   | 9610  | \$ 59.00  |
| 4  | H137830  |   | 9400 (SN <640101), 9500 (SN <640200)                                      | \$ 130.00 |
|    | H141167  |   | 9400 (SN 64101>), 9500 (SN 640201>), 9610                                 | \$ 132.00 |
|    | H135458  | CLEAN GRAIN ELEVATOR                      | 9600 (SN <640301)   | \$ 128.00 |
|    | H141166  |   | 9450, 9550, 9600 (SN 640301>) 9650CTS                                     | \$ 129.00 |
|    | H160171  | (HXE51101)                                | 9410, 9510  | \$ 149.00 |
| 5  | H210476  | CYL. INTERMEDIATE (DUAL RANGE) (HXE94485) | 9400, 9500, 9600,9410, 9510, 9610   | \$ 282.00 |
|    | H137670  | CYL. INT DRIVE (EXT RANGE)                | 9400, 9410, 9450, 9550  | \$ 325.00 |
| 6  | H115881  | CYL. DRIVE (REG DUAL & SINGLE RANGE)      | 9400, 9410, 9450, 9500, 9510, 9550, 9600, 9610, 9650CTS                   | \$ 188.00 |
|    | H145994  | CYL DRIVE (EXT RANGE)                     | 9400 (SN 640195>), 9410, 9450, 9650CTS                                    | \$ 160.00 |
|    | H118618  | CYL DRIVE (SLOW SPEED)                    | 9500, 9510, 9550, 9600, 9610, 9650CTS                                     | \$ 170.00 |
| 7  | N110085  | TAILINGS AUG & ELEV. LOWER                | 9400, 9410, 9450, 9500, 9510, 9550, 9600, 9610, 9650CTS                   | \$ 61.00  |
| 8  | H134216  |   | 9400 (SN <640506), 9500 (SN <642579)                                      | \$ 26.00  |
|    | H146636  | ROTARY SCREEN DRIVE                       | 9400 (SN 640506>), 9500 (SN 642579>), 9600 (SN 641922>), 9410, 9510, 9610 | \$ 14.00  |
|    | H133577  |   | 9600 (SN <641922)   | \$ 28.00  |
| 9  | H131169  | SHOE, STRAW WALKER AND CONVEYOR           | 9400, 9410, 9450, 9500, 9510, 9550, 9600, 9610, 9650CTS                   | \$ 120.00 |
| 10 | H132809  |   | 9400, 9410  | \$ 16.00  |
|    | H132808  | (AH140623)                                | 9500, 9600 (SN <641717), 9410, 9510                                       | \$ 17.00  |
|    | H153297  | COOLING FAN                               | 9500, 9600 (SN 641717>), 9610   | \$ 60.00  |
|    | H160405  |   | 9510  | \$ 54.00  |
|    | H161795  | COOLING FAN (LOW POWER)                   | 9510  | \$ 27.00  |
| 11 | H143869  | ROTARY SCREEN                             | 9400 (SN <640506), 9500 (SN <642579), 9600 (SN <641716)                   | \$ 67.00  |
|    | H145158  |   | 9400(SN 640506>),9500 (SN 642579>),9600(SN 641717>),9410, 9510, 9610      | \$ 47.00  |
| 12 | AH158880 | UNLOADING SYSTEM (2PC SET) (AH127866)     | 9400, 9500, 9600, 9410, 9510, 9610, 9450, 9550, 9650CTS                   | \$ 69.00  |

Please Call For Availability.  
PRICES SUBJECT TO CHANGE WITHOUT NOTICE!

| #  | PART #   | DESCRIPTION  | MODEL  | PRICE EA. |
|----|----------|--|--|-----------|
| 13 | H137264  | SEP. FAN (SLOW SPEED)                                | 9400 (SN <670100), 9500 (SN <670200), 9600 (SN <670300)  | \$ 79.00  |
|    | H152180  | SEP. FAN (SLOW SPEED)                                | 9400 (SN 670101>), 9500 (SN 670201>), 9600 (SN 670301>), 9410, 9450, 9510, 9550, 9610, 9650CTS | \$ 87.00  |
|    | H140404  | SEP. FAN (REG SPEED)                                 | 9400 (SN <670100), 9500 (SN <670200), 9600 (SN <670300)  | \$ 78.00  |
|    | H152146  | SEP. FAN (REG SPEED)                                 | 9400 (SN 670101>), 9500 (SN 670201>), 9600 (SN 670301>), 9410, 9450, 9510, 9550, 9610, 9650CTS | \$ 85.00  |
| 14 | H161648  | FEEDER HOUSE (VAR SPEED)                             | 9400, 9500, 9600, 9410, 9510, 9610, 9450, 9550 (SN<700200), 9650 (SN<700400)                   | \$185.00  |
| 15 | AH163931 | BEATER DRIVE (75% SPEED)                             | 9400, 9500, 9600, 9410, 9510, 9610. 9450, 9550, 9650CTS  | \$ 82.00  |
|    | AH139436 | BEATER DRIVE (100% SPEED)                            | (SET OF 2)   | \$ 68.00  |
| 16 | H125565  | HEADER AND REEL PUMP                                 | 9400 (SN <635101), 9500 (SN <635201), 9600 (SN <635301)  | \$ 119.00 |
|    | H151952  | HEADER AND REEL PUMP                                 | 9400 (SN 635101>), 9500 (SN 635201>), 9600 (635301>), 9410, 9510, 9610                         | \$ 116.00 |
| 17 | H125380  | CHOPPER DRIVE (FRONT)                                | 9400, 9500, 9600, 9410, 9510, 9610   | \$ 69.00  |
|    | H125381  | CHOPPER (REAR POSITION) 7/8" WIDE                    | 9500, 9600, 9510, 9610   | \$ 65.00  |
|    | E46113   | CHOPPER (FRONT POSITION)                             | 9400 (SN <640101)  | \$ 31.00  |
|    | H101436  | CHOPPER (REAR POSITION)                              | 9400, 9410, 9450   | \$ 47.00  |
|    | H27433   | CHOPPER (FRONT POSITION) (CLEAN GRAIN COUNTER SHAFT) | 9400 (SN 640101>), 9410, 9450  | \$ 36.00  |
|    | H23950   | CHOPPER (FRONT POSITION)                             | 9500 (SN 640201>), 9600, 9510, 9610, 9550, 9650CTS   | \$ 50.50  |
|    | P47885   | CHOPPER (FRONT POSITION) (WINDROW POSITION)          | 9500 (SN <640201)  | \$ 48.00  |
| 19 | H126345  | FEEDER HOUSE (FIXED)                                 | 9400, 9500, 9600, 9410, 9510, 9610   | \$125.00  |



### AUGERS TO FIT 9X00-9X50 WALKER



| #          | PART #        | LENGTH                   | DESCRIPTION                    | MODEL   | PRICE EA. |
|------------|---------------|--------------------------|--------------------------------|---|-----------|
| 1          | AH146322      | 94.5"                    | LOWER TAILINGS                 | 9400, 9410, 9450, 9500, 9510, 9550, 9560CTS, 9650CTS  | \$ 299.00 |
|            | AH146313      | 105.312"                 |                                | 9600, 9610, 9650CTS   | \$ 345.00 |
|            | JD39103       | BEARING RH               | \$ 17.00                       | RAE25RRB-I BEARING LH   | \$ 19.00  |
| 2          | A-AH125895    | 63.062"                  | UPPER TAILINGS                 | 9400, 9410, 9450, 9500, 9510, 9550, 9560CTS, 9650CTS  | \$ 225.00 |
|            | A-AH125894    | 71.750"                  |                                | 9600, 9610, 9650CTS   | \$ 235.00 |
|            | GRAE25RRB-1   |                          | BEARING RH/LH                  | ALL   | \$ 16.00  |
| 3          | WN-AH136091   | 50"                      |                                | 9400 (SN 640101>), 9500 (SN <640200)  | \$ 305.00 |
|            | WN-AH136635   | 50"                      |                                | 9400 (SN 640101>), 9410, 9500 (SN 640201>), 9510  | \$ 442.00 |
|            | A-AH136092    | 56.5"                    | TANK LOADING                   | 9600 (SN <640300)   | \$ 440.00 |
|            | WN-AH136636   | 56.5"                    |                                | 9600 (SN 640301>)   | \$ 420.00 |
|            | WN-AH218485HD | 54.44"                   |                                | (AH205897) 9450, 9550, 9560CTS, 9650CTS,  | \$ 599.00 |
|            | RA103RRB-I    |                          | BEARING                        | SEVERAL   | \$ 16.00  |
|            | A-AH146214    | 29.160"                  | TANK LOADING (FOLD DOWN) LOWER | 9400, 9500, 9510  | \$ 479.00 |
|            | A-AH146215    | 29.75"                   | TANK LOADING (FOLD DOWN) LOWER | 9600, 9610  | \$ 479.00 |
|            | AH146554      | 28.125"                  | TANK LOADING (FOLD DOWN)       | 9400 (SN 660101>), 9410, 9510, 9500 (SN 660201>)  | \$ 359.00 |
|            | A-AH146553    | 33.25"                   | TANK LOADING (FOLD DOWN) UPPER | 9600, 9610  | \$ 265.00 |
| RA103RRB-I |               | BEARING                  | SEVERAL                        | \$ 16.00  |           |
| 4          | A-AXE18077    | 112.312"                 | TANK CROSS (FRONT)             | (AXE18077) 9400, 9410, 9450, 9500, 9510, 9560CTS, 9650CTS,                                    | \$ 739.00 |
|            | WN-AH202875   | 123.125"                 |                                | 9600, 9610, 9650CTS   | \$ 665.00 |
|            | JD39104       |                          | BEARING                        | SEVERAL   | \$ 33.00  |
| 5          | A-AXE18078    | 112.312"                 | TANK CROSS (REAR)              | (AXE18078) 9400, 9410, 9450, 9500, 9510, 9550, 9650CTS  | \$ 739.00 |
|            | WN-AH202881   | 123.125"                 |                                | 9600, 9610, 9650CTS   | \$ 665.00 |
|            | JD39104       |                          | BEARING                        | SEVERAL   | \$ 32.95  |
| 6          | A-AH112435    | 74"                      | HORIZONTAL UNLOAD              | FOR USE WITH AH143731 (17') OR AH143727 (24')   | \$ 659.00 |
|            | W208PPB16-I   |                          | BEARING                        | FOR USE WITH WN-AH112435 AND WN-AH143727  | \$ 32.95  |
|            | WN-AH143727   | 129.125"(17')            | HORIZONTAL UNLOAD              | 9400, 9410, 9450, 9500, 9510, 9550, 9600, 9610, 9650CTS                                       | \$ 799.00 |
|            | AH143729      | 201.125"                 |                                | (1PC) 9400, 9410, 9500, 9510, 9600  | \$1030.00 |
| RA100RRB-I |               | BEARING                  | END CAP ON UNLOAD AUGER        | \$ 12.00  |           |
| 7          | A-AH141576    | 92.250"                  |                                | 9600, 9610  | \$ 389.00 |
|            | A-AH141577    | 79.375"                  | LOWER CLEAN GRAIN              | 9400, 9410, 9500, 9510  | \$ 379.00 |
|            | A-AH162154    | 93."                     |                                | 9450, 9550, 9650CTS   | \$ 530.00 |
|            | JD39103       | BEARING RH               | \$ 17.00                       | GRAE25RRB-I BEARING LH  | \$ 16.00  |
| 8          | WN-AH124852   | 43.75"                   | VERTICAL UNLOAD                | 9400, 9410, 9450 (SN <695100), 9500, 9510, 9550 (SN <695200) 9600, 9610, 9650CTS (SN <695400) | \$ 520.00 |
|            | AH154962      | EX. WEAR VERTICAL UNLOAD |                                | 9410, 9450 (SN <695100), 9510, 9550 (SN <695200), 9610  | \$ 880.00 |
| 9          | A-AH130424    | 57.5"                    | SHOE GRAIN SUPPLY (RH)         | 9400, 9410, 9450, 9500, 9510, 9550, 9600, 9610, 9650CTS                                       | \$ 175.00 |
|            | A-AH130425    | 57.5"                    | SHOE GRAIN SUPPLY (LH)         | 9400, 9410, 9450, 9500, 9510, 9550, 9600, 9610, 9650CTS                                       | \$ 175.00 |

Please Call For Availability.  
PRICES SUBJECT TO CHANGE WITHOUT NOTICE!

## SIEVES TO FIT JD WALKER MACHINES

| PART #      | DIMENSIONS      | DESCRIPTION / MODEL   | PRICE EA.   |
|-------------|-----------------|---|-------------|
| WN-AH99750  | 42" X 60.76"    | 6600, 6620 (SER.#<610300) TOP LONG FINGER                   | \$ 710 SALE |
| WN-AH85352  | 42" X 46.05"    | 6600,6620 (SER.#<610300) BOTTOM BLUNT FINGER                | \$ 565 SALE |
| WN-AH106772 | 52.87" X 60.91" | 7700, 7720 (SER.#<610500) TOP LONG FINGER                   | \$ 740 SALE |
| WN-AH96771  | 52.87" X 46.83" | 7700,7720 (SER.#<610500) BOTTOM BLUNT FINGER                | \$ 580 SALE |
| WN-AH172951 | 25.67" X 35.71" | (2 REQ.) 9400, 9410, 9450, 9500, 9510, 9550 TOP LONG FINGER | \$ 390 SALE |
| WN-AH130160 | 25.67" X 48.63" | (2 REQ.) 9400,9410,9450,9500,9510,9550 BOTTOM BLUNT FINGER  | \$ 380 SALE |
| WN-AH172950 | 31.1" X 35.71"  | (2 REQ.) 9600-9650CTS TOP LONG FINGER                       | \$ 345 SALE |
| WN-AH130159 | 31.1" X 48"     | (2 REQ.) 9600-9650CTS BOTTOM BLUNT FINGER                   | \$ 395 SALE |




## STRAW CHOPPER PARTS TO FIT JD WALKER

| PART #      | MODEL  | DESCRIPTION                                    | PRICE EA.     |
|-------------|--|--|---------------|
| AM-AH171588 | 4400, 4420, 6600, 6620, 7720, 8820, 9400, 9410, 9450, 9500, 9510, 9550, 9600, 9610, 9650 | (1.75"X 8.5")<br>6 PC. STRAIGHT KNIFE SET      | \$ 48.95      |
| CF-H215004  | 9400, 9410, 9500, 9510 (29 USED)<br>9450, 9550, 9600, 9610, 9650 (35 USED)               | SINGLE BEVEL (MADE IN USA)<br>STATIONARY KNIFE | \$ 7.95       |
| AH89918     | 6620, 7720, 8820, 9400 SN<640100),   | STATIONARY DOUBLE KNIFE                        | \$ 13.95      |
| AP23601     | 9500 (SN<640200), 9600 (SN<640300)   | STATIONARY SINGLE KNIFE                        | \$ 9.95       |
| A-AH205909  | 9500, 9510, 9550, 9600, 9610, 9650CTS  | 4 PAIR PADDLE SET                              | \$ 73.00 SALE |
| A-H167127   |  | BUSHING FOR AH205909                           | \$ 7.65       |
| A-AH205910  | 9500 (SN 670492>), 9510, 9550, 9600 (SN 670802>),<br>9610, 9650CTS                       | 8 PC. DOUBLE BEVEL FINE CUT                    | \$ 58.00      |
| A-H156100   |  | BUSHING FOR AH205910                           | \$ 6.50       |
| H114535     |  | RH STD. FIN (NEXT TO THE END)                  | \$ 34.00      |
| H114536     | 4420, 6620, 7720, 8820, 9400, 9410, 9450, 9500,  | LH STD. FIN (NEXT TO THE END)                  | \$ 34.00      |
| H114537     | 9510, 9550   | RH INNER STD. FIN                              | \$ 24.00      |
| H114538     |  | LH INNER STD. FIN                              | \$ 24.00      |
| H130948     | 9400, 9410, 9450, 9500, 9510, 9550, 9600, 9610,  | LH OUTER STD.                                  | \$ 44.00      |
| H130949     | 9650CTS  | RH OUTER STD.                                  | \$ 44.00      |
| H150401     |  | RH WIDE SPREAD FIN                             | \$ 55.00      |
| H150402     | 9400, 9410, 9450, 9500, 9510, 9550, 9600, 9610,  | LH WIDE SPREAD FIN                             | \$ 55.00      |
| H150403     | 9650CTS  | RH WIDE SPREAD INNER FIN                       | \$ 35.00      |
| H150404     |  | LH WIDE SPREAD INNER FIN                       | \$ 34.00      |
| AH143048    | 9400, 9410, 9450, 9500, 9510, 9550, 9600, 9610,  | CHOPPER FLOOR                                  | \$ 535.00     |
| AH137792    | 9650CTS  | CHOPPER VANE SUPPORT                           | \$ 425.00     |



## CAMERA OBSERVATION SYSTEMS

| PART #  | DESCRIPTION                      | BRAND   | PRICE EA.   |
|---------|----------------------------------|---------|-------------|
| CC7M1C  | SINGLE CAMERA SYSTEM 7" MONITOR  | CAB CAM | \$ 395 SALE |
| HDS1559 | DUAL CAMERA SYSTEM 7" MONITOR    | CAB CAM | \$ 840 SALE |
| HDM1141 | 7" COLOR MONITOR ONLY (NON QUAD) | CAB CAM | \$ 269 SALE |
| VS1C110 | SINGLE CAMERA ONLY W/ MOUNT      | CAB CAM | \$ 140 SALE |
| HNS13P  | CAB HARNESS FOR CC7M1C           | CAB CAM | \$ 20.00    |
| PVC-10  | 10' CAMERA EXTENSION CABLE       | CAB CAM | \$ 13.00    |
| PVC-20  | 20' CAMERA EXTENSION CABLE       | CAB CAM | \$ 16.00    |
| PVC-30  | 30' CAMERA EXTENSION CABLE       | CAB CAM | \$ 18.00    |
| PVC-40  | 40' CAMERA EXTENSION CABLE       | CAB CAM | \$ 21.00    |
| PVC-50  | 50' CAMERA EXTENSION CABLE       | CAB CAM | \$ 24.00    |
| PVC-65  | 65' CAMERA EXTENSION CABLE       | CAB CAM | \$ 27.00    |



**OTHER ADAPTER CABLES AVAILABLE FOR OEM MONITORS!**

Please Call For Availability.  
PRICES SUBJECT TO CHANGE WITHOUT NOTICE!




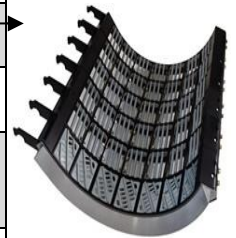
# KONDEX KX7 CONCAVES

Your harvest goals may differ from your neighboring farm or those thousands of miles away. KX7 offers diverse solutions to overcome many common harvest-time headaches. You've invested a lot in planting and cultivating your crops. Don't risk an inferior return by using an inferior concave.

-Combating rotor loss is one of the biggest ways to improve your grain profit, and KX7 is your best source for preventing losses! It is statistically impossible to completely eliminate rotor loss, but we can get you as close as possible. With KX7, losses have been consistently at less than a half percent of the field average yield (<0.5%) across multiple crops, far less than traditional and alternative concave options. This is possible due to the improved up-front threshing that allows for more separation time. The KX7 design also greatly decreases plugging, which is a main contributor to rotor loss.

-Poor separation causes trouble for farmers in many crops, particularly corn and soybeans. With KX7, you can stop worrying about delays or losses from plugging and focus on getting additional acres done. This is true not only in ideal conditions, but also in high-moisture crops. A KX7-equipped combine is an efficient and productive combine, thanks to our improved design.

| PART#   | MODEL / KIT TYPE  | PRICE EA.    |
|---------|---|--------------|
| 716-063 | CIH 1680-7088 / THRESH START KIT                            | \$ 2150 SALE |
| 716-043 | CIH 1680-7088 / FULL SET                                    | \$ 5900 SALE |
| 716-048 | CIH 7120, 7230, 8120, 8230, 9120, 9230 RAMP FULL SET        | \$ 5200 SALE |
| 716-078 | CIH 7240, 7250, 8240, 8250, 9240, 9250 FULL SET             | \$ 5200 SALE |
| 716-066 | JD 9650-S790 STS / THRESH START KIT                         | \$ 2150 SALE |
| 716-053 | JD 9650-S790 STS / FULL CONCAVE SET (CORN/SOYBEAN)          | \$ 5900 SALE |
| 716-051 | JD 9650-S790 STS / FULL CONCAVE SET ( <b>TOUGH THRESH</b> ) | \$ 5900 SALE |
| BB7-R02 | MAX ROUND ELEMENT (CIH NON-RAMP)                            | \$ 100.00    |
| BB7-X04 | MAX THRESH ELEMENT (CIH NON-RAMP)                           | \$ 100.00    |
| BB6-R05 | MAX ROUND ELEMENT (CIH RAMP/ JD)                            | \$ 90.00     |
| BB6-X04 | MAX THRESH ELEMENT (CIH RAMP/ JD)                           | \$ 90.00     |



716-078



716-053



716-051



Max Thresh Box™



Max Round Box™



TRADITIONAL CONCAVES



KX7






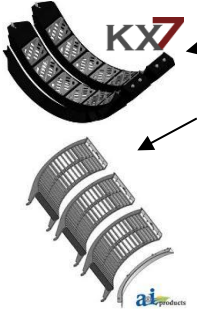

KX7 has the ability to move boxes around for certain threshing conditions.

Please Call For Availability.  
PRICES SUBJECT TO CHANGE WITHOUT NOTICE!

By having the round bars staggered from each other a disruption occurs keeping the concaves from plugging.

## PARTS TO FIT JD "STS" ROTOR MACHINES

| PART #         | MODEL  | DESCRIPTION  | QTY. USED   | PRICE EA.                                 |
|----------------|--|--|-------------|---|
| WN-AH216678    | STANDARD ROTOR<br>9650, 9660, 9750, 9760, 9860   | 3 PC. ROTOR SEGMENTS (ROWS 1-5)  | 5           | \$ 325 SALE                               |
| AH208554       | 9650-9870STS   | 3 PC. STANDARD ROTOR TINES   | 8           | \$ 85 SALE                                |
| WN-AH216674    | BULLET ROTOR<br>9660, 9670, 9760, 9770,<br>9870, S660-S790   | (ROW 1) 3 PC. ROTOR SEGMENT KIT  | 1           | \$ 539 SALE                               |
| WN-AH216675    |  | (ROW 2) 3 PC. SEGMENT KIT  | 1           | \$ 385 SALE                               |
| WN-AH216678    |  | (ROW 3-5) 3 PC. ROTOR SEGMENT KIT  | 3           | \$ 255 SALE                               |
| AH208554       |  | 3 PC. STANDARD ROTOR TINES   | 8           | \$ 85 SALE                                |
| AH209123       |  | 3 PC. CHROME ROTOR TINES   | 8           | \$ 189 SALE                               |
| AH204533       | STANDARD ROTOR   | <b>FRONT FLIGHT REPAIR KIT</b>   | 1           | \$ 310 SALE                               |
| AH204534       | 9650, 9660, 9750, 9760, 9860   | <b>REAR FLIGHT REPAIR</b>  | 1           | \$ 350 SALE                               |
| AH216568       | BULLET ROTOR   | FRONT FLIGHT REPAIR KIT  | 1           | \$ 495 SALE                               |
| AH216569       | 96-9760, 96-9770, 9870,S660-690  | REAR FLIGHT REPAIR   | 1           | \$ 549 SALE                               |
| H165407        | 9560, 9570, 9650, 9660, 9670, 9750,  | <b>FRONT BEATER PLATE (SERRATED)</b>   | 30          | \$ 14.95 sale                             |
| H201914        | 9760, 9770, 9860-70, S670-90   | <b>FRONT CURVED BEATER PLATE (SERRATED)</b>                                      | 30          | \$ 26.00                                  |
| H236279        | 9660, 9670 (SN<730200),<br>9760, 9770 (SN<730200)  | <b>DISCHARGE BEATER WEAR PLATE</b>   | 10          | \$ 47.00                                  |
| H236284        | 9670 (SN 730200>)<br>9770 (SN 730200>)   | DISCHARGE BEATER WEAR PLATE  | 10          | \$ 38.00                                  |
| 716-066        | 9650STS-S690   | <b>THRESH START KX7 KIT FOR STS</b>  | 1           | \$ 2150 SALE                              |
| 716-053        |  | FULL SET KX7 CONCAVES STS  | 1           | \$ 5900 SALE                              |
| WN-BH84286     | 9650STS-9870STS  | <b>CORN/SOYBEAN CONCAVE SET LARGE WIRE</b>                                       | 1           | \$ 2,095 SALE                             |
| WN-BH84226     | S650-S690  | <b>ROUND BAR CONCAVE SET</b>   | 1           | \$ 2,095 SALE                             |
| A-BH84308      |  | ROUND BAR THRESH INSERT KIT  | 1           | \$ 840 SALE                               |
| H227474        | 9670-S790  | FEEDER HOUSE SPOCKET   | 3           | \$ 89.00                                  |
| AH231006       | S540, S550, 9560, 9570   | <b>30 SLAT FEEDER HOUSE CHAIN</b>  | 1           | \$ 895 SALE                               |
| WN-AH217633    | 9650 (SN 60049>), 9660(SN<720300),<br>9750 (SN 60025>), 9760 (SN:<720300)  | 30 SLAT FEEDER HOUSE CHAIN   | 1           | \$ 895 SALE                               |
| A-AH217634     | 9650STS, 9670STS (SN: <730100), 9750STS, 9760STS<br>(SN:720301>), 9770STS (SN:<730100),<br>9860STS (SN: 720501>), 9870STS (SN:<730100) | WIDE SPACED<br>30 SLAT FEEDER CHAIN  | 1           | \$ 1125 SALE                              |
| WN-AXE17470    | 9670-9770-9870 (SN<730100)   | <b>24 SERRATED CAST SLAT</b>   | 1           | \$ 1395 SALE                              |
| WN-AXE24307    | 9670-9770-9870 (SN 730100>)  | <b>24 SERRATED CAST SLAT</b>   | 1           | \$ 1395 SALE                              |
| WN-AXE27247    | S660-690, S760-790   | <b>CAST SLAT CHAIN (4 STRAND)</b>  | 1           | \$ 1550 SALE                              |
| WN-AH17470     | 9570, 9670, 9770, 9870   | FEEDER CHAIN ONLY  | 1           | \$ 695 SALE                               |
| AXE24307LS     | S660, S670, S680, S690 (SN 745101>)  | CHAIN ONLY (3 STRAND)  | 1           | \$ 785 SALE                               |
| WN-AXE27247-4S | S660-690, S760-790   | CHAIN ONLY (4 STRAND)  | 1           | \$ 925 SALE                               |
| JDC100BK       | ALL ABOVE  | BOLT KIT W/ NUTS (110 PC.)   | 1           | \$ 55 SALE                                |
| WN-AH216876    | 9670STS, 9770STS,<br>9870STS (SN 730101>), S650, S660, S670,<br>S680, S690 (SN 775000>)  | <b>49.2" FEEDER HOUSE DRUM</b>   | 1           | \$ 655 SALE                               |
| WN-AH142394    | 9650, 9750STS  | 52.25" FEEDER HOUSE DRUM   | 1           | \$ 799 SALE                               |
| WN-AH220242    | 9660 (SN 720310>), 9760 (SN<br>*220242SBK<br>720401>), 9860 (SN 720501>),<br>*220242SS<br>9670-9770-9870-(SN <730100)                  | 51.7" FEEDER HOUSE DRUM<br>UPDATE BEARING KIT/ SHAFT<br>UPDATE SHAFT AND ARM KIT | 1<br>1<br>1 | \$ 799 SALE<br>\$ 710 SALE<br>\$ 585 SALE |
| A-AH220243     | 9560 (SN 720101>), 9570  | 40.937" FEEDER HOUSE DRUM  | 1           | \$ 795 SALE                               |
| *220243SS      |  | UPDATE SHAFT AND ARM KIT   | 1           | \$ 560 SALE                               |
| A-AXE27254     | S650, S660, S670, S680, S690 (SN 775001>)  | 49.125" FEEDER DRUM  | 1           | \$ 795 SALE                               |
| AXE28559       | 9560, 9570, 9650, 9660, 9670, 9750, 9760, 9860   | <b>CA557 CLEAN GRAIN CHAIN</b>   | 1           | \$ 520 SALE                               |
| AXE28560       | 9770, 9870, S660, S670, S680, S760-790   | CA557 CLEAN GRAIN CHAIN  | 1           | \$ 530 SALE                               |
| AXE25091       | S550, S650, S660, S760, S770   | CA557 CLEAN GRAIN CHAIN  | 1           | \$ 605 SALE                               |
| AH171008       | 9450, 9560, 9650-60, 9750-60, 9860   | CLEAN GRAIN BOOT   | 1           | \$ 555 SALE                               |
| AH138426       |  | CLEAN GRAIN DOOR   | 1           | \$ 99 SALE                                |
| WN-H164796     | 9550, 9560, 9650, 9660, 9750, 9760, 9860   | UPPER CLEAN GRAIN SPROCKET   | 1           | \$ 38 SALE                                |
| WN-H133143     |  | LOWER CLEAN GRAIN SPROCKET   | 1           | \$ 39 SALE                                |
| WN-H228385     | 9770-9870, S670-690  | UPPER CLEAN GRAIN SPROCKET   | 1           | \$ 48.00                                  |
| WN-H228383     |  | LOWER CLEAN GRAIN SPROCKET   | 1           | \$ 48.00                                  |
| AH148021       | 9560-70STS, 9650-70STS, 9860-70STS, S660, S670   | <b>RETURN GRAIN CHAIN</b>  | 1           | \$ 235 SALE                               |
| AXE10556       | S680-S690  | <b>RETURN GRAIN CHAIN</b>  | 1           | \$ 285 SALE                               |
| WN-H177988     | 9560-70, 9650-70, 9750-70, 9860-70   | UPPER RETURN SPROCKET  | 1           | \$ 42 SALE                                |
| WN-H157043     | 9560-70, 9650-70   | UPPER CLEAN GRAIN ELEVATOR SHAFT   | 1           | \$ 60 SALE                                |
| WN-H220121     | 9770, 9870, S670-690   | UPPER CLEAN GRAIN ELEVATOR SHAFT   | 1           | \$ 82 SALE                                |



ai products

KX7

ai products

ai products

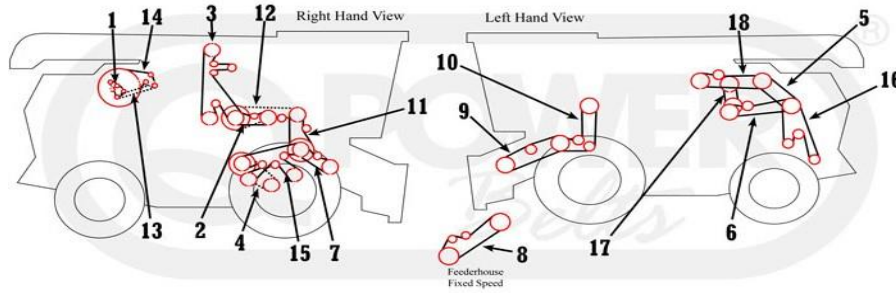
SMC

\*BEARING KIT AND SHAFT ARE USED TO UPDATE FEEDER HOUSE DRUM ROLLER TO THE LATE 70 SERIES.

937-845-8781 or 800-358-8070

PAGE – 84

## JOHN DEERE STS COMBINE BELTS



| # | PART #             | DESCRIPTION                       | MODEL#   | PRICE EA. |
|---|--------------------|-----------------------------------|--|-----------|
| 1 | R135606            | ALTERNATOR (95 AMP)               | 9560, 9650, 9660, 9750, 9760   | \$ 45.00  |
|   | R135609            | ALTERNATOR (185 AMP)              | 9560, 9650, 9660, 9750, 9760   | \$ 55.00  |
|   | R135607            | ALTERNATOR (200 AMP)              | 9560   | \$ 54.00  |
|   | R521053            | ALTERNATOR (200 AMP)              | 9570   | \$ 59.00  |
|   | AT262958           | ALTERNATOR (200 AMP)              | 9660, 9670, 9760, 9770   | \$ 72.00  |
|   | R503505            | ALTERNATOR                        | 9860, 9870   | \$ 52.00  |
| 2 | H154731            | TAILINGS AUGER & ELEVATOR         | 9560, 9570, 9650, 9660, 9670, 9750, 9760, 9770, 9860, 9870, S550, S650, S660, S670   | \$ 46.00  |
| 3 | H218645            | CLEAN GRAIN ELEVATOR              | 9560, 9570, 9650, 9660, 9750, 9760, 9860, S550, S650, S660   | \$ 127.00 |
|   | H223230            |                                   | 9770, 9870, S670, S680, S690, S770, S780   | \$ 209.00 |
| 4 | H165072            |                                   | 9650, 9750   | \$ 75.00  |
|   | H206048            | CLEANING FAN                      | 9560, 9660, 9670, 9760, 9770, 9860   | \$ 82.00  |
|   | H230909            |                                   | 9570, 9870   | \$ 85.00  |
|   | H211601            | CLEANING FAN (SLOW SPEED)         | 9560, 9660, 9760, 9860   | \$ 82.00  |
|   | H215389            |                                   | 9570, 9670, 9770, 9870   | \$ 79.00  |
| 5 | HXE15671           | COUNTER SHAFT DISCHARGE           | 9560, 9570, 9650, 9660, 9670, 9750, 9760, 9770, 9860   | \$ 102.00 |
|   | HXE10556           | BTR & CHOPPER                     | (1-7/8" DUAL BAND) (STANDARD DUTY) 9670, 9770, 9870  | \$ 142.00 |
|   | HXE10501           |                                   | (2-15/16" TRIPLE BAND) (HEAVY DUTY) 9670, 9770, 9870   | \$ 230.00 |
|   | H201596            |                                   | 9860 (W/ STANDARD CHOPPER)   | \$ 175.00 |
| 6 | H168301            | DISCHARGE BEATER                  | 9560, 9570, 9650, 9660, 9670, 9750, 9760, 9770, 9860, 9870, S550   | \$ 78.00  |
| 7 | H204133            | FEED ACCELERATOR (STANDARD)       | 9560 (SN <715301), 9650, 9660 (SN<715401), 9750, 9760 (SN<715501), 9860 (SN <715601)   | \$ 135.00 |
|   | H236472            | FEED ACCELERATOR (STANDARD)       | 9560 (SN715301>), 9660 (SN715401>), 9760 (SN715501>), 9860 (SN715601>),<br>9570, 9670, 9770, 9870, S550, S650, S660, S670, S680S690, S760-90 | \$ 140.00 |
|   | H216026 (HXE95511) | FEED ACCELERATOR (SLOW SPEED)     | 9560, 9570, 9650, 9660, 9670, 9750, 9760, 9770, 9860, 9870, S550, S650, S660, S670-90  | \$ 128.00 |
|   | H221733            | FEED ACCELERATOR (HIGH SPEED)     | 9660, 9670, 9760, 9770, 9860, 9870 (SN <730101)  | \$ 145.00 |
|   | H230230            | FEED ACCELERATOR (HIGH SPEED)     | (3 BAND) 9570, 9660, 9670 (SN<720100), 9760, 9770 (SN <730100), 9860,  | \$ 168.00 |
|   | (HXE54503)         |                                   | 9870 (SN 730101>), S670, S680, S690  |           |
| 9 | H157732            | VARIABLE SPEED FEEDER HOUSE (STD) | (1-1/2" WIDE) 9650 (SN <700500), 9750 (SN <695601)   | \$ 219.00 |
|   | H205169            | VARIABLE SPEED FEEDER HOUSE (STD) | (1-1/2" WIDE) 9650 (SN 700501>), 9750 (SN 700601>)   | \$ 210.00 |
|   | H201334            | VARIABLE SPEED FEEDER HOUSE (STD) | (1-1/2" WIDE) 9560, 9570, 9660   | \$ 199.00 |
|   | H218726            | VARIABLE SPEED FEEDER HOUSE (STD) | (1-3/4" WIDE) 9560, 9570, 9650, 9660, 9750, 9760, 9670, 9770, 9860, S550, S650, S660   | \$ 285.00 |
|   | H220911            | VAR. SPEED FEEDER (HIGH CAPACITY) | 9660 (HIGH TRQ.), 9670, 9760 (HIGH TRQ.), 9770, 9860 HD, S660-70   | \$ 350.00 |

Please Call For Availability.  
PRICES SUBJECT TO CHANGE WITHOUT NOTICE!

# AUGERS TO JD "STS" MACHINES



| PART #               | LENGTH             | DESCRIPTION                          | MODEL   | PRICE EA.  |
|----------------------|--------------------|--------------------------------------|---|------------|
| A-AH218246           | 71.562"            | LOWER CLEAN GRAIN                    | 9560, 9570  | \$ 409.00  |
| A-AH162154           | 82.125"            |                                      | 9650, 9660, 9760, 9670, 9750, 9760, 9770,                       | \$ 530.00  |
| A-AH219339           | (AXE59539)         | LOWER CLEAN GRAIN (HIGH RATE)        | 9670, 9770, 9870,   | \$ 659.00  |
| GRAE25RRB-I          | BEARING LH         | \$ 16.00                             | JD10384 BEARING RH  | \$ 33.00   |
| AH168284             | 40.625"            | CLEANING SHOE (LH) HW                | 9570, 9650, 9670, 9750-70, 9860, 9870,                          | \$ 359.00  |
| AH168285             | 40.625"            | CLEANING SHOE (RH) HW                | 9570, 9650, 9670, 9750-70, 9860, 9870,                          | \$ 380.00  |
| AH214862             | BEARING FRONT      | \$ 16.00                             | AH159863 BEARING REAR   | \$ 16.00   |
| A-AH146786           | 40.75"             | CLEANING SHOE (LH)                   | 9560,9570,9650,9660,9670,9750,9760, 9770, 9870,                 | \$ 119.00  |
| A-AH146787           | 40.75"             | CLEANING SHOE (RH)                   | 9560,9570,9650,9660,9670,9750,9760, 9770,                       | \$ 119.00  |
| AH214862             | BEARING FRONT SHOE | \$ 16.00                             | AH159863 BEARING REAR SHOE                                      | \$ 16.00   |
| AH223220             | 51.875"            |                                      | 9560, 9570,   | \$ 640.00  |
| WN-AH218485HD        | 57.125"            | TANK LOADING                         | 9550, 9650, 9660, 9670, 9750, 9760,                             | \$ 599.00  |
| A-AH230013           | 57.125"            |                                      | 9770, 9870,   | \$ 719.00  |
| JD10384              | BEARING UPPER      |                                      |   | \$ 33.00   |
| WN-AH202510          | 61.312"            | LOWER TAILINGS                       | 9560, 9570  | \$ 230.00  |
| A-AH147472           | 71.87"             |                                      | 9650, 9660, 9670, 9750, 9760, 9770, 9860, 9870,                 | \$ 259.00  |
| AH202519             | 25.69"             | UPPER TAILINGS                       | 9560, 9570  | \$ 185.00  |
| AH209421             | 28.25"             |                                      | 9650, 9660, 9670, 9750, 9760, 9770, 9860, 9870,                 | \$ 172.00  |
| GRAE25RRB-I          | BEARING LH         | \$ 16.00                             | JD10384 BEARING RH  | \$ 33.00   |
| A-AXE18077           | 112.75"            | TANK CROSS (FRONT) AXE18077          | REG. RATE 9560-70, 9650-70, 9750-60                             | \$ 739.00  |
| A-AXE18078           | 112.75"            | TANK CROSS (REAR) AXE18078           | REG. RATE 9560-70, 9650-70, 9750-60                             | \$ 739.00  |
| JD39104              |                    | BEARING                              |   | \$ 33.00   |
| A-AXE18081           | 112.75"            | TANK CROSS (FRONT) AXE18081          | HIGH RATE 9660, 9670, 9760, 9770, 9860, 9870                    | \$1029.00  |
| A-AXE18082           | 112.75"            | TANK CROSS (REAR) AXE18082           | HIGH RATE 9660, 9670, 9760, 9770, 9860, 9870                    | \$ 939.00  |
| AH146840             | 30.5"              | VERT. UNLOAD (STANDARD WEAR)         | 9560, 9570, 9650, 9660, 9670, 9750                              | \$ 570.00  |
| A-AH164070           | 30.5"              | VERT. UNLOAD (EXTENDED WEAR)         | 9560, 9570, 9650, 9660, 9670, 9750-70 STS                       | \$ 735.00  |
| A-AXE12921           | 31.625"            | VERT. UNLOAD (HIGH RATE) AXE12921    | 9660, 9670, 9760, 9770, 9860, 9870                              | \$ 919.00  |
| WN-AH112435          | 74"                | HORIZONTAL UNLOAD (INNER)            | USE W/AH143731 (20') & AH143727 (17')<br>9560, 9570, 9650, 9750 | \$ 565.00  |
| WN-AH169061          | 83.125"            | HORIZONTAL UNLOAD (INNER)            | 9650 (SN 690501>), 9660, 9750 (SN 690601>), 9760, 9770          | \$ 595.00  |
| AH226067             | 84.5"              | HORIZONTAL UNLOAD (INNER)            | 9560, 9570, 9660, 9670, 9760                                    | \$ 850.00  |
| WN-AH201797          | 95.06"             | HIGH-RATE HORIZONTAL UNLOAD (INNER)  | 9660-690, 9660-70, 9760-70, 9860-70                             | \$ 890.00  |
| W208PPB16-I (JD9373) |                    | BEARING                              |   | \$ 31.95   |
| WN-AH234554          | 95.125"            | HIGH-RATE HORIZONTAL UNLOAD (MIDDLE) | 9660-690, 9660-70, 9760-70, 9860-70                             | \$ 930.00  |
| WN-AH143727          | 129.125"           | HORIZONTAL UNLOAD 17' (OUTER)        | 9650 (W/17'), 9750 (W/17') W/AH112435                           | \$ 800.00  |
| WN-AH173595          | 156"               | HORIZONTAL UNLOAD 21.5' (OUTER)      | 9560-70, 9660, 9760, 9770                                       | \$ 1100.00 |
| WN-AH143731          | 165"               | HORIZONTAL UNLOAD 20' (OUTER)        | 9560, 9650, 9750  | \$ 935.00  |
| WN-AH235525          | 114.5"             | HORIZONTAL UNLOAD (OUTER)            | 9660-70, 9760-70, 9860-70                                       | \$ 1200.00 |
| RA100RRB-I           | (JD8665)           | BEARING END CAP                      |   | \$ 12.00   |
| W208PPB16-I          | (JD9373)           | HANGER BEARING                       |   | \$ 32.95   |
| A-AXE53952           | 264LINK            | 60H UNLOAD SYS. CHAIN                | 9660-9870   | \$ 170.00  |



## STS TANK FILL TUBE

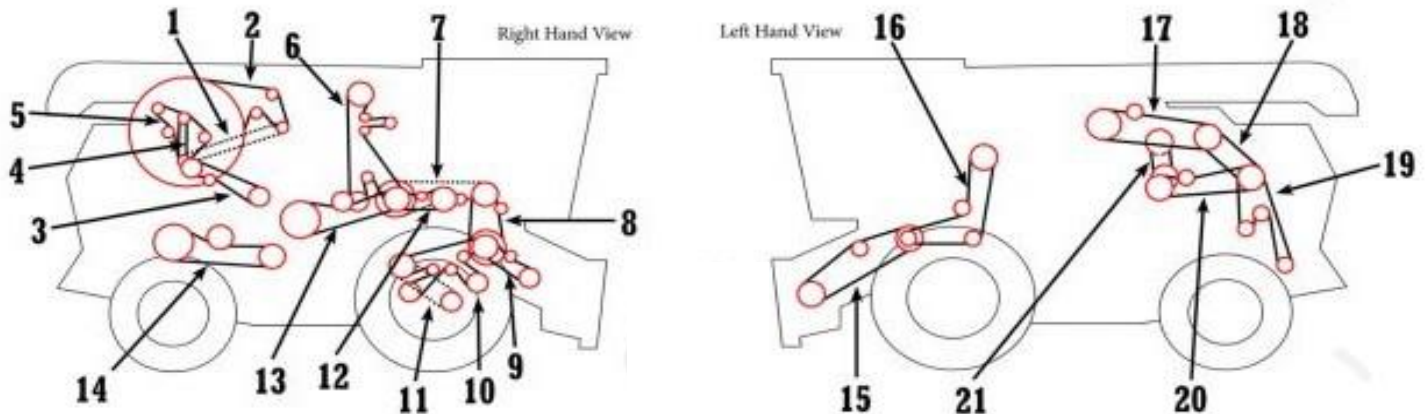


| MODEL   | PART #             | DESCRIPTION                          | PRICE       |
|---|--------------------|--------------------------------------|-------------|
| 9660-70, S650 (SN 765000>), S660 & S670 (SN 745100>),<br>9660, 9670, 9760, 9860, 9870 | WN-AH219093        | Tube; Loading Auger, Stainless Steel | \$ 700.00   |
| 9770, 9870  | WN-217983          | Tube; Loading Auger, Stainless Steel | \$ 780.00   |
| S660-70, S760-70 (SN<805000)  | AXE56593 (SCHMIDT) | Tube; Loading Auger, Stainless Steel | \$ 2250.00  |
| S680-90, S780-90 (SN<805000)  | AXE56594 (SCHMIDT) | Tube; Loading Auger, Stainless Steel | \$ 2300.00  |
| <b>STS TANK FILL TUBE LINER KIT</b>   |                    |                                      |             |
| 9650-9750, 9660-9860, S650, S660, S670, S76-70  | 83801              | LINER KIT COMPLETE                   | \$ 139 SALE |
| 9560, 9650-60   | 83669              | LINER KIT COMPLETE                   | \$ 129 SALE |
| 9770-9870STS  | 83666              | LINER KIT COMPLETE                   | \$ 129 SALE |
| S670-S690 LONG (FOLD DOWN)  | 83682              | LINER KIT COMPLETE                   | \$ 129 SALE |

Please Call For Availability.  
PRICES SUBJECT TO CHANGE WITHOUT NOTICE!



## JD S SERIES BELTS



| #  | PART #             | DESCRIPTION                              | MODEL #  | PRICE EA. |
|----|--------------------|--|--|-----------|
| 1  | H238867            | ROTARY SCREEN DRIVE (ENG)                | S650, S660, S670, S680, S690, S760, S770, S780, S790   | \$ 24.00  |
| 2  | H221273            | ROTARY SCREEN DRIVE                      | S650, S660, S670, S680, S690, S760, S770, S780, S790   | \$ 36.00  |
| 3  | HXE68016           | CLEANING FAN (LOWER)                     | S650, S660, S670, S760, S770   | \$ 17.00  |
|    | HXE38073           |  | S680, S690 (SN: 745100>), S780, S790   | \$ 17.00  |
| 4  | HXE68015           | CLEANING FAN (UPPER)                     | S650, S660, S670, S760, S770   | \$ 20.00  |
|    | R503312            |  | S680 (SN 745100>), S690 (SN 745100>), S780, S790   | \$ 69.00  |
| 5  | HXE22617           | VARIABLE SPEED FAN                       | S650, S660, S670, S760, S770   | \$ 69.00  |
|    | H238831            |  | S680, S690, S780-90 TIER 4   | \$ 38.00  |
|    | R503505            |  | S780-90 TIER 2   | \$ 50.00  |
| 6  | H223230            | CLEAN GRAIN ELEVATOR                     | S650, S660, S670, S680, S690, S760, S770, S780, S790   | \$ 209.00 |
| 7  | H154723            | JACKSHAFT DRIVE REAR                     | S650, S660, S670, S680, S690, S760, S770, S780, S790   | \$ 75.00  |
| 8  | AH150678           | JACKSHAFT DRIVE FRONT (2 PC)             | (S660-S690 SN: 745100-785000)  | \$ 113.00 |
|    | HXE88564           | JACKSHAFT DRIVE FRONT (1 PC)             | S760, S770, S780, S790/ (S660-690 SN: 785001>)   | \$ 190.00 |
| 9  | H221732 (H216026)  | FEED ACCELERATOR (SLOW)                  |  | \$ 125.00 |
|    | HXE95511           | FEED ACCELERATOR (STANDARD)              | S650, S660, S670, S680, S690, S760, S770, S780, S790   | \$ 140.00 |
|    | H230230 (HXE54503) | FEED ACCELERATOR (HIGH)                  |  | \$ 168.00 |
| 10 | H175587 (HXE82335) | SHOE FAN & CONVEYOR                      | S550, S650, S660, S670, S680, S690   | \$ 154.00 |
|    | HXE102288          | CONVEYOR AUGER DRIVE                     | S760, S770, S780, S790   | \$ 455.00 |
| 11 | HXE15594           | CLEANING FAN DRIVE (STANDARD SPEED)      | S550, S650 (SN<785000), S660 (SN<785000), S670 (SN<785000), S680 (SN<785000), S690 (SN<785000)                                     | \$ 83.00  |
|    | HXE99294           |  | S650 (SN 785001>), S660 (SN 785001>), S670 (SN 785001>), S680 (SN 785001>), S690, S760, S770, S780, S790                           | \$ 94.00  |
| 12 | H154731            | TAILINGS AUGER & ELEVATOR                | S550, S650, S660, S670, S760, S770   | \$ 46.00  |
| 13 | H240895            | RETHRESHER DRIVE                         | S680, S690, S780, S790   | \$ 69.00  |
| 14 | H240895            | OVERSHOT BEATER DRIVE                    | S670, S680, S690, S760, S770, S780, S790   | \$ 69.00  |
| 15 | HXE45928 (H220911) | HIGH SPEED VARIABLE FEEDER DRIVE         | S660, S670, S680 (SN766007-78500), S760, S770  | \$ 355.00 |
|    | H229019            | 5 SPEED FEEDER DRIVE W/OUT FORE/ AFT     | S670, S680, S690, S770, S780, S790   | \$ 289.00 |
|    | H174885            | FIXED SPEED FEEDER DRIVE W/OUT FORE/ AFT | S650, S660, S670, S680, S690, S760, S780, S790   | \$ 247.00 |
|    | HXE50398           | HIGH TORQ FIXED FEEDER DRIVE W/ TILT     | S660 (SN 775001>), S670 (SN <765250), S680 (SN745100>), S690 (SN<745100), S760, S770, S780, S790                                   | \$ 455.00 |
|    | HXE47152           | 5 SPEED FEEDER DRIVE W/ TILT             | S670 (SN <765253), S680 (SN<745100), S690 (SN<745100), S770, S780, S790  | \$ 415.00 |
| 16 | H229018            | HEADER AND REEL PUMP W/ 5 SPEED FEEDER   | S670, S680, S690, S770, S780, S790   | \$ 308.00 |
|    | HXE95935 (H156541) | FRONT END DRIVE CLUTCH                   | S650 (SN<76500), S660, S670, S680, S690, S760, S770, S780, S790  | \$ 235    |
| 17 | AH160080           | UNLOADING SYSTEM (2 PC)                  | S550, S650, S660, S670, S760, S770   | \$ 102.00 |
|    | AH233198           |  | S680 (SN<745100), S690 (SN<745100), S780, S790   | \$ 139.00 |
| 18 | HXE124868          | UPPER CHOPPER (FINE CUT)                 | S650, S660, S670, S680, S690, S760, S770   | \$ 360.00 |
|    | H240888            | DUAL/ UPPER CHOPPER (EXTRA FINE)         | S680, S690, S780, S790   | \$ 330.00 |
| 19 | HXE124869          | STRAW CHOPPER DRIVE (FINE CUT)           | S650, S660, S670, S680, S690 (H241212)   | \$ 349.00 |
|    | H240974            | LOWER CHOPPER DRIVE (EXTRA FINE)         | S650, S660, S670, S680, S690, S770, S780, S790   | \$ 245.00 |
|    | H240972            | DUAL DRIVE CHOPPER (EXTRA FINE)          | S650 (SN765000-785000), S660 (SN745100-765171), S670 (SN745100-785000), S680 (SN<765000), S690 (SN745100-785000), S770, S780, S790 | \$ 92.00  |
| 20 | HXE15556           | DISCHARGE BEATER W/ FINE CUT CHOPPER     | S650, S660, S760, S770   | \$ 94.00  |
|    | HXE124870          |  | S670, S680, S690, S760, S770, S780, S790   | \$ 225.00 |
| 21 | HXE46027           | ROTOR DRIVE W/ REG, SHEAVES              | S650, S660, S670 (SN765252>), S760, S770   | \$ 455.00 |
|    | HXE63990           | ROTOR DRIVE W/ LARGE SHEAVES             | S670, S680, S690, S780, S790   | \$ 620.00 |

Please Call For Availability.  
PRICES SUBJECT TO CHANGE WITHOUT NOTICE!

## JD S SERIES AUGERS

| PART #        | LENGTH                 | DESCRIPTION                               | MODEL  | PRICE EA.     |
|---------------|------------------------|---|--|---------------|
| A-AH162154    | 82.125"                | LOWER CLEAN GRAIN REG CAP                 | S650, S660, S670, S760,                              | \$ 530.00     |
| A-AH219339    | (AXE59539)             | LOWER CLEAN GRAIN                         | S670 HIGH RATE, S680, S690, S780, S790               | \$ 659.00     |
| H228383       | SPROCKET               |   | SEVERAL  | \$ 42.00      |
| GRAE25RRB-I   | LH BEARING             |   |  | \$ 16.00      |
| AH168284      | 40.625"                | CLEANING SHOE HD (LH)                     |  | \$ 359.00     |
| A-AH146786    |                        | CLEANING SHOE STD (LH)                    | S550, S660, S670, S680, S690, S760, S770, S780, S790 | \$ 119.00     |
| AH168285      | 40.625"                | CLEANING SHOE HD (RH)                     |  | \$ 390.00     |
| WN-AH146787   |                        | CLEANING SHOE STD (RH)                    | S550, S660, S670, S680, S690, S760, S770, S780, S790 | \$ 119.00     |
| AH163056      | BEARING                | FRONT                                     |  | \$ 34.00      |
| AH214862      | BEARING                | REAR                                      |  | \$ 16.00      |
| WN-AH233419   | 64"                    |   | (AXE69563) S670, S680, S690, S780, S790              | \$ 875.00     |
| A-AH230013    | 57.125"                | BIN LOADING                               | S660, S670, S680, S690                               | \$ 719.00     |
| WN-AH218485HD | 57.125"                |   | (AXE13122) REGULAR CAPACITY S660, S670               | \$ 599.00     |
| AXE69564      | 49.75"                 |   | POWER FOLD S660, S670, S760, S770                    | \$ 999 SALE   |
| JD10384       | BEARING                |   | FOR AH218485, AH230013                               | \$ 33.00      |
| HXE84650      | AUGER DRIVER           |   | LOADING AUGER DRIVER                                 | \$ 42.00      |
| A-AH147472    | 71.87"                 |   | S650, S660, S670                                     | \$ 255.00     |
| AM-AH232830   | ----                   | LOWER TAILINGS                            | S680, S690, S780, S790                               | \$ 469 SALE   |
| GRAE25RRB-I   | BEARING LH             |   |  | \$ 16.00      |
| JD10384       | BEARING RH             |   |  | \$ 33.00      |
| H133143       | SPROCKET               |   |  | \$ 39.00      |
| AH209421      |                        |   | S650, S660, S670, S680                               | \$ 172.00     |
| AH147557      | SPROCKET               | UPPER TAILINGS                            |  | \$ 35.00      |
| AXE17715      |                        |   | S680, S690, S780, S790                               | NOT AVAILABLE |
| A-AXE18081    | 112.75"                | TANK CROSS (FRONT)                        | HIGH RATE S660-690 & S760-790                        | \$ 1029.00    |
| A-AXE18082    | 112.75"                | TANK CROSS (REAR)                         |  | \$ 939.00     |
| JD39104       | BEARING                |   |  | \$ 33.00      |
| AXE18070      | 32.37"                 | VERTICAL UNLOAD                           | S660, S670, S680, S690, S760, S770, S780, S790       | \$ 1030.00    |
| AH226068      | 99"                    | HORIZONTAL UNLOAD INNER                   | FOLDING-S660-690, S760-790                           | \$ 1245.00    |
| H216268       | COUPLING INTERNAL HALF |   |  | \$ 83.00      |
| JD9373        | BEARING                |   |  | \$ 31.95      |
| A-AH201797    | 95.06"                 |   | HIGH RATE S660-690, S760-790                         | \$ 890.00     |
| A-AH203021    | 164.625"               |   |  | \$ 1600.00    |
| A-AH234554    | 95.125"                | HORIZONTAL UNLOAD MIDDLE                  | S660, S670, S680, S690, S760, S770, S780, S790       | \$ 1070.00    |
| AH211828      | 60.5"                  | HORIZONTAL UNLOAD OUTER                   | S660, S670, S680, S690, S760, S770, S780, S790       | \$ 815.00     |
| WN-AH235525   | 114.5"                 |   |  | \$ 1100.00    |
| JD9373        | BEARING                |   |  | \$ 31.95      |
| WN-AXE13749   |                        | GRAIN TANK UNLOAD HOUSING 3.3 BPS         | S660-S690, S670-S790                                 | \$ 3550.00    |
| WN-DE19353    |                        | UNLOAD GEAR BOX UPPER                     | S660-S690  | \$ 1195.00    |
| WN-AXE24554   |                        | FEEDER HOUSE FLOOR 3 TAB                  | 9650-9860,9870,S660-S690 ALL (SN <775000),S770-S790  | \$ 989.00     |
| WN-AXE36568   |                        | FEEDER HOUSE FLOOR 4 TAB                  | S660-S690 ALL (SN 775001>                            | \$ 1025.00    |
| WN-AXE29353   |                        | FEEDER HOUSE FLOOR 4 TAB W/ FORE AFT TILT | S660-S690 ALL (SN 775001>                            | \$ 890.00     |
| A-AXE53952    | 264 LINK               | UNLOAD SYSTEM CHAIN #60H                  | 9560-9860STS, 9570-9870STS, S550-S790                | \$ 170.00     |



Please Call For Availability.  
PRICES SUBJECT TO CHANGE WITHOUT NOTICE!



## "STS" STRAW CHOPPER PARTS

| PART #/ # REQ      | MODEL                              | DESCRIPTION                 | PRICE EA.     |
|--------------------|------------------------------------|-----------------------------|---------------|
| AH225940 (1)       | 9570STS, 9670-9770STS, 9870STS     | BLADE KIT SET OF 8          | \$ 129.00     |
| H215212 (8)        |                                    | BUSHING FOR AH225940        | \$ 14.95      |
| A-AH205909 (12)    | 9560, 9650, 9660, 9750, 9760, 9860 | 4 PAIR PADDLE SET           | \$ 73.00 SALE |
| H167127            |                                    | BUSHING                     | \$ 7.95       |
| H218499 (24)       | 9570, 9670, 9770, 9870             | BUSHING FOR NEW STYLE KNIFE | \$ 9.95       |
| K314SS8 (1)        | 9660, 9750, 9760, 9860             | STRAW CLAW KIT 48 PC        | \$ 3100 SALE  |
| K314SS0 (1)        | S660-690, S760-790                 | STRAW CLAW KIT 48 PC        | \$ 2650 SALE  |
| K314SS9 (1)        | 9570-9870                          | STRAW CLAW KIT 48 PC        | \$ 2900 SALE  |
| KXE10256 (6)       |                                    | SET OF 8 SERRATED KNIFE KIT | \$ 160.00     |
| AMHXE59496         | S660-690, S760-790                 | CHOPPER BUSHING             | \$ 5.95       |
| AMHXE15909         |                                    | KNIFE SPACER                | \$ 6.95       |
| M10X55             |                                    | BOLT AND LOCK NUT           | \$ 1.75       |
| A-AH205910 (6)     | 9650, 9660, 9750, 9760, 9860       | 8 PC. DOUBLE BEVEL FINE CUT | \$ 53.00      |
| A-H156100 (48)     |                                    | BUSHING FOR AH205910        | \$ 6.75       |
| CF-H215004 (29-49) | 9560-70, 9650-70, 9750-70, 9860-70 | STATIONARY CHOPPER KNIFE    |               |
| K142141            |                                    | (USA)                       | \$ 7.50       |

### STS CHOPPER FINS FOR 12 VANE UNITS

|             |                                    |                            |           |
|-------------|------------------------------------|----------------------------|-----------|
| H236606 (2) |                                    | LH CHOPPER FIN             | \$ 45.00  |
| H204776 (2) |                                    | LHCHOPPER FIN              | \$ 52.00  |
| H204635 (1) | 9560-9860, 9570-9870               | LH CHOPPER FIN             | \$ 41.00  |
| H223216 (1) |                                    | LH CHOPPER FIN STRAIGHT    | \$ 41.00  |
| H223218 (1) |                                    | RH CHOPPER FIN STRAIGHT    | \$ 40.00  |
| H204571 (1) |                                    | RH CHOPPER FIN             | \$ 40.00  |
| H236607 (2) |                                    | RH CHOPPER FIN             | \$ 46.00  |
| H204777 (2) |                                    | RH CHOPPER FIN             | \$ 51.00  |
| AH149878    | 9650 (SN<700499), 9750 (SN<700599) | CHOPPER FLOOR              | \$ 565.00 |
| AH214452    | 9650, 9660, 9750, 9760, 9860       | CHOPPER FLOOR              | \$ 510.00 |
| AH218187    | 9670, 9770, 9870                   | CHOPPER FLOOR              | \$ 550.00 |
| AH163595    | 9560-70, 9650-70, 9750-60, 9860    | CHOPPER BEARING W/ HOUSING | \$ 112.50 |

## HYDRAULIC CYLINDERS

| PART #        | SIZE                  | DESCRIPTION                  | RETRACTED LENGTH           | PRICE EA.   |
|---------------|-----------------------|------------------------------|----------------------------|-------------|
| 197-30080ORB  | 3" X 8" X 1 1/4" ROD  | 3000 PSI CYLINDER 8" STROKE  | 18.25"                     | \$ 249 SALE |
| 197-30120ORB  | 3" X 12" X 1 1/4" ROD | 3000 PSI CYLINDER 12" STROKE | 22.25"                     | \$ 259 SALE |
| 197-30160ORB  | 3" X 16" X 1 1/4" ROD | 3000 PSI CYLINDER 16" STROKE | 26.25"                     | \$ 339 SALE |
| 197-40081ORB  | 4" X 8" X 1 1/4" ROD  | 3000 PSI CYLINDER 8" STROKE  | 20.25"                     | \$ 345 SALE |
| 197-40120ORB  | 4" X 12" X 1.5" ROD   | 3000 PSI CYLINDER 12" STROKE | 22.25"                     | \$ 385 SALE |
| 197-401610ORB | 4" X 16" X 2" ROD     | 3000 PSI CYLINDER 16" STROKE | 31.5"                      | \$ 480 SALE |
| GRCS-A-KIT    | 1 1/2" DIA. 4 PC.     | CYLINDER STOP KIT            | 1/2, 5/8, 3/4, 1"          | \$ 64.50    |
| GRCS-B-KIT    | 2" DIA. 5 PC.         | CYLINDER STOP KIT            | 5/8, 3/4, 1, 1 1/4, 1 1/2" | \$ 89.75    |
| 22389         | 2" DIA. 4 PC.         | CYLINDER STOP KIT            | 1, 1.5, 2, 4 1/4"          | \$ 55.50    |

## ROLLER CHAIN

MADE IN JAPAN

| SIZE   | PRICE PER 10'  | CONN. LINK | OFFSET LINK |
|--------|----------------|------------|-------------|
| RC41   | \$ 68.00 Sale  | \$ 2.40    | \$ 3.95     |
| RC40   | \$ 58.50 Sale  | \$ 2.40    | \$ 4.50     |
| RC50   | \$ 74.75 Sale  | \$ 2.80    | \$ 4.75     |
| RC60   | \$ 99.75 Sale  | \$ 3.25    | \$ 5.95     |
| RC60H  | \$ 139.75 SALE | \$ 4.95    | \$ 7.95     |
| RC80   | \$162.00 SALE  | \$ 6.50    | \$ 13.95    |
| RC80H  | \$217.00 SALE  | \$ 9.50    | \$15.95     |
| RC2040 | \$ 48.00 SALE  | \$ 3.05    | \$ 4.75     |
| RC2050 | \$ 59.50 SALE  | \$ 3.75    | \$ 4.95     |
| RC2060 | \$ 139.00 SALE | \$ 5.25    | \$ 7.95     |



## ROLLER CHAIN-Imported

| PART #      | SIZE                             | PRICE PER 10' | CONN. LINK | OFFSET LINK   |
|-------------|----------------------------------|---------------|------------|---------------|
| RC41IMP     | 41                               | \$ 21.95      | \$ 1.50    | \$ 2.90       |
| WN-RC40IMP  | 40                               | \$ 25.50      | \$ 1.80    | \$ 2.95       |
| WN-RC50IMP  | 50                               | \$ 32.50      | \$ 2.35    | \$ 3.75       |
| 673-R50SS   | 50 SS                            | \$ 195.50     | \$ 4.45    | \$ 6.95       |
| WN-RC60IMP  | 60                               | \$ 45.50      | \$ 2.50    | \$ 3.75       |
| WN-RC80IMP  | 80                               | \$ 99.50      | \$ 6.50    | \$ 8.00       |
| WN-RC100IMP | 100                              | \$ 139.50     | \$ 8.50    | \$ 6.95       |
| WN-RC120IMP | 120                              | \$ 220.00     | \$ 10.95   | \$ 8.50       |
| 673-R140    | 140                              | \$ 625.00     | \$ 17.95   | \$ 37.00      |
| WN-AH220541 | CA557 BOLT STYLE CONNECTING LINK |               |            | \$ 12.00 SALE |

|             |           |           |         |          |
|-------------|-----------|-----------|---------|----------|
| RC50DIMP    | 50 DOUBLE | \$ 79.50  | \$ 4.00 | \$ 5.95  |
| RC60DIMP    | 60 DOUBLE | \$ 99.00  | \$ 4.50 | \$ 6.50  |
| WN-RC50HIMP | 50H       | \$ 55.00  | \$ 5.25 | \$ 7.50  |
| WN-RC60HIMP | 60H       | \$ 55.00  | \$ 3.25 | \$ 5.50  |
| WN-RC80HIMP | 80H       | \$ 109.00 | \$ 5.50 | \$ 11.50 |
| RC80DIMP    | 80 DOUBLE | \$ 215.00 | \$ 7.50 | \$ 9.00  |
| RC2040IMP   | 2040      | \$ 31.00  | \$ 2.75 | \$ 3.25  |
| RC2050IMP   | 2050      | \$ 29.00  | \$ 3.00 | \$ 4.50  |
| RC2060IMP   | 2060      | \$ 64.50  | \$ 4.95 | \$ 6.50  |



## 50 FOOT ROLLS-IMPORT

- # 41 - 50 Foot Roll.....\$ 119
- # 40 - 50 Foot Roll.....\$ 150
- # 50 - 50 Foot Roll.....\$ 159
- # 60 - 50 Foot Roll.....\$ 239
- # 60H- 50 Foot Roll.....\$ 420



MEETS ANSI SPECS!

## CHAIN BREAKER TOOL



| PART #      | SIZE              | PRICE EA. |
|-------------|-------------------|-----------|
| 707-PE2560  | #25- #60          | \$ 27.95  |
| 707-PE60100 | #60- #100         | \$ 55.00  |
| 707-CH1     | CHAIN HOLDER <#60 | \$ 12.50  |

