

Leverage Discovery

Package: DNS discovery

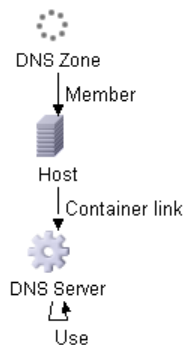
This DDM package discovers DNS via JNDI or WMI.

It finds name servers and follows spiral discovery to find DNS zones. When using WMI you will see DNS Forwarders and DNS Records for all IPs in the uCMDB, without needing zone transfer security setup for Probes. This content is critical for multiple operations like TQL anchors and automated enrichments to map the starting and middle parts of applications.

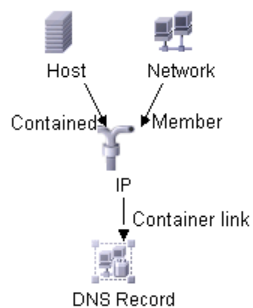
This is a newer version of the package I originally made open-source; it has class model changes and uses the current 9x Java API instead of the old web service method.

CI Model:

The following View TQL represents the DNS Server layout:

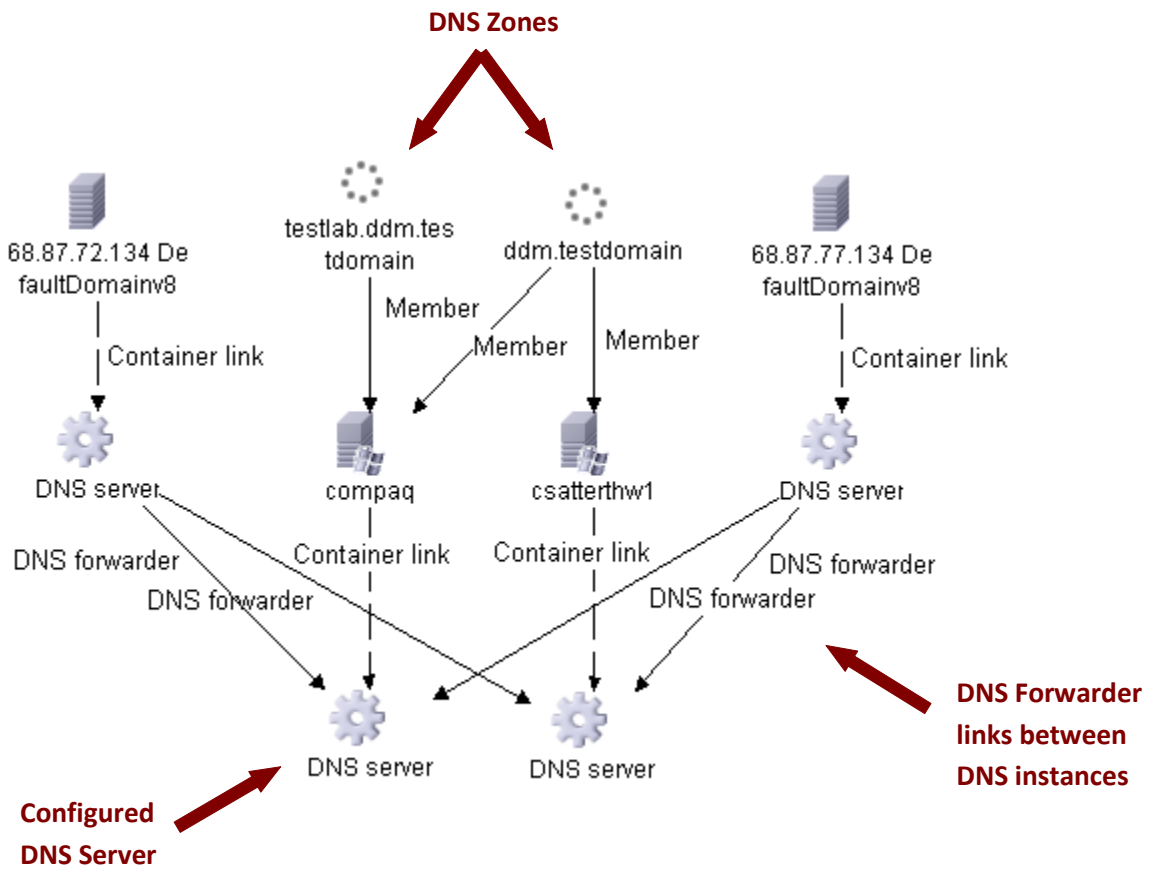


This one represents DNS records; notice that they are mapped beneath IPs in the uCMDB class model. If a server has many DNS aliases for a single A record type (normal), they are stored on a single A record:

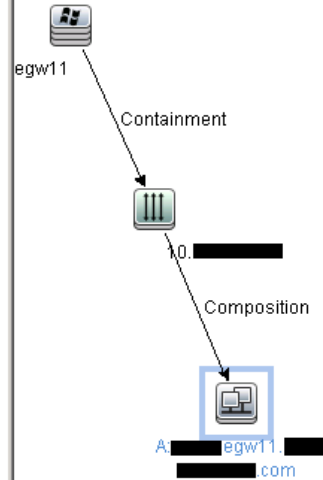
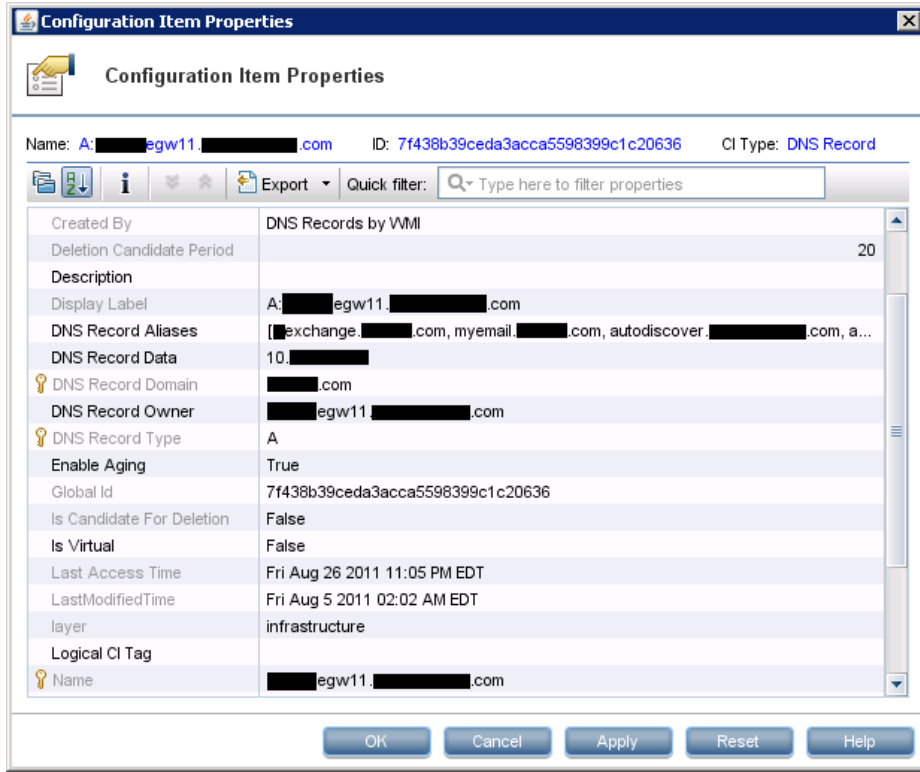


Sample results from running this package:

The following output shows sample results using the DNS Discovery by WMI job. The difference between WMI and JNDI results is the DNS Forwarder link, which won't be returned with the JNDI job.



The following output shows sample results using the DNS Records by WMI job. Notice that if an A record has multiple CNAMEs, all are represented in a string list attribute called 'DNS Record Aliases'.



Support matrix:

Platform	OS platform	Protocol	DDM 8.0	DDM 8.03	DDM 8.04	DDM 9.02	DDM 9.04
DNS on Windows	Windows 2003	JNDI	✓	✓	✓		
DNS on Windows	Windows 2003	WMI	✓	✓	✓	✓	✓
DNS on Windows	Windows 2008	WMI			✓	✓	✓

The following mark designates which DDM versions were validated: ✓

For more information please contact Leverage Discovery:

website: [http:// leveragediscovery.com](http://leveragediscovery.com)
 email: info@leveragediscovery.com