



Holiday Tunes Interactive E-Book

For Baritone Ukulele- by Fretboard Toolbox



Holiday Tunes <i>(click the song in blue to go to the desired tune)</i>	Page(s)
Silent Night (Melody Notes)	3-4
Silent Night (Melody with Chords)	5-6
Oh Christmas Tree (Melody Notes)	7
Oh Christmas Tree (Melody with Chords)	8
Deck the Halls (Melody Notes)	9
Deck the Halls (Melody with Chords)	10
We Wish You a Merry Christmas (Melody Notes)	11
We Wish You a Merry Christmas (Melody with Chords)	12
Jingle Bells (Melody Notes)	13-14
Jingle Bells (Melody with Chords)	15-16

Click here to
purchase this Holiday Tunes
Interactive E-Book

About this Tune Book:

Each Holiday Tune is played in the key of C Major. For a deeper understanding of the chords and scales that build these songs, you can use this tune book with the C Major page(s) of a Fretboard Toolbox Essential Edition (pages 11-14) or Complete Edition (page 19).

To access the free backing tracks for this Holiday Tunes book, go to <http://www.fretboard-toolbox.com/holiday-tunes-volume-1.html>

Purchasing this E-Book will allow you to immediately download the E-Book and the TableEdit (.tef) files for each song.

About TableEdit (.tef) files:

To play the .tef files, you'll need the free TEFview File Viewer (download at <http://www.tabledit.com/tefview>). This lets you open the ".tef" files, shows the TAB, and plays MIDI files for each song.

How to use this Tune Book:

There are two versions of each song. The "Melody Notes" version lets you play straight through the melody, and the "Melody with Chords" version shows you a way to play chords along with the melody notes. These versions will take some time to get down, but they'll go a long way in teaching you ways to move around notes and chords in the key of C Major that you can apply to all kinds of songs in tons of musical styles.



Holiday Tunes Interactive E-Book

For Baritone Ukulele ~ by Fretboard Toolbox



Silent Night (Baritone Ukulele in C Major)
Melody Notes
www.fretboard-toolbox.com
TablEd by Scott Sharp

1 Page 1/2

Silent Night (Baritone Ukulele in C Major)
Melody with Chords
www.fretboard-toolbox.com
TablEd by Scott Sharp

1 Page 1/2



Moving around in this E-Book:

1. To return to the Table of Contents-
Click on any yellow highlighted page number at the bottom of each page.

2. To switch back and forth between the “Melody Notes” and “Melody with Chords” versions of each song-

Simply click anywhere on the TAB line of the song you’re on and you’ll jump to the other TAB version of the same song.

Tuning:

3. All these songs are in standard tuning, & the notes are shown at the start of each TAB row to help visualize the note locations on each string.

Time Signatures:

4. The time signature of each song is shown in a maroon box in the first measure of each song. All of these songs are either in the usual 4/4 time (with four beats per measure) or 3/4 time (with three beats per measure, as in a waltz).

About Fretboard Toolboxes:

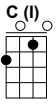
To help visualize the note locations for chords and scales all over the fretboard, AND PRACTICE PLAYING THESE IN OTHER POSITIONS &/OR IN OTHER KEYS, you can pick up print or E-Book versions of any Fretboard Toolbox Essential or Complete Edition from www.fretboard-toolbox.com.

Silent Night (Baritone Ukulele in C Major)

Melody Notes

www.fretboard-toolbox.com

TabEdited by Scott Sharp



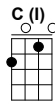
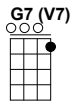
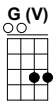
1

E							
B	3						
G	4	0	2	0		0	2
D					2		

2

3

4



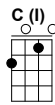
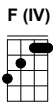
5

E							
B	3		3	0		1	1
G							
D							0

6

7

8



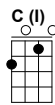
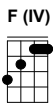
9

E							
B			1	0			
G	2	2		2		0	2
D							

10

11

12



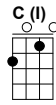
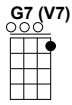
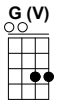
13

E							
B			1	0			
G	2	2		2		0	2
D							

14

15

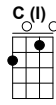
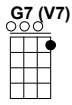
16



17 18 19 20

E			1				0
B	3	3		3	0	1	
G							
D							

Vertical lines indicate fret positions at 17, 18, 19, and 20. A downward arrow is positioned below the 3rd fret on the B string.



21 22 23 24

E							
B	1					1	1
G		0		0			
D			2		3	0	

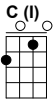
Vertical lines indicate fret positions at 21, 22, 23, and 24. Downward arrows are positioned below the 3rd fret on the B string and the 3rd fret on the D string.

Silent Night (Baritone Ukulele in C Major)

Melody with Chords

www.fretboard-toolbox.com

TabEdited by Scott Sharp

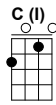
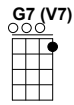
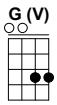


1 E 0 2 0 0 3 0 4 0 0

2 B 3 1 1 1 3 1 1 1

3 G 0 0 2 0 0 0 2 0

4 D 2 2 2 0 2 2 2

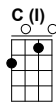
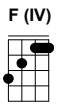


5 E 3 3 6 1 1 7 0 0 8 0 0

6 B 3 3 0 0 0 1 1 1 1 1

7 G 0 0 0 0 0 0 0 0 0 0

8 D 0 0 0 0 2 2 2 2

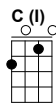
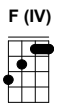


9 E 1 1 10 1 11 0 12 0 0

10 B 1 1 1 1 0 1 1 1

11 G 2 2 2 2 0 0 2 0

12 D 3 3 3 3 2 2 2 2

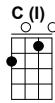
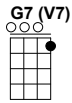
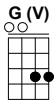


13 E 1 1 14 1 15 0 16 0 0

14 B 1 1 1 1 0 1 1 1

15 G 2 2 2 2 0 0 2 0

16 D 3 3 3 3 2 2 2 2

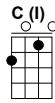
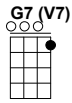


17 **E** 3 3 18 1 1 19 0 0 20 0 0 0

B 3 3 3 0 3 0 1 1 1 1 1

G 0 0 0 0 0 0 0 0 0 0 0

D 0 0 0 0 0 0 2 2 2 2 2



21 **E** 22 1 23 0 0 24 0 0

B 1 0 0 1 1 1 1 1 1

G 0 0 0 0 0 0 0 0 0

D 2 0 3 0 2 2 2 2 2