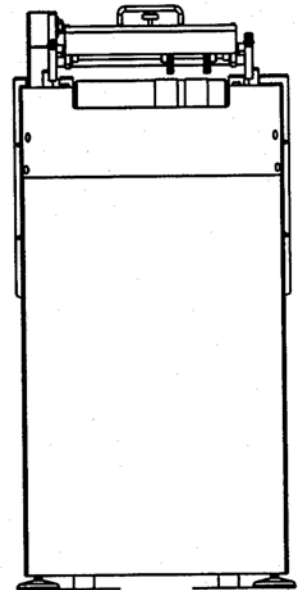
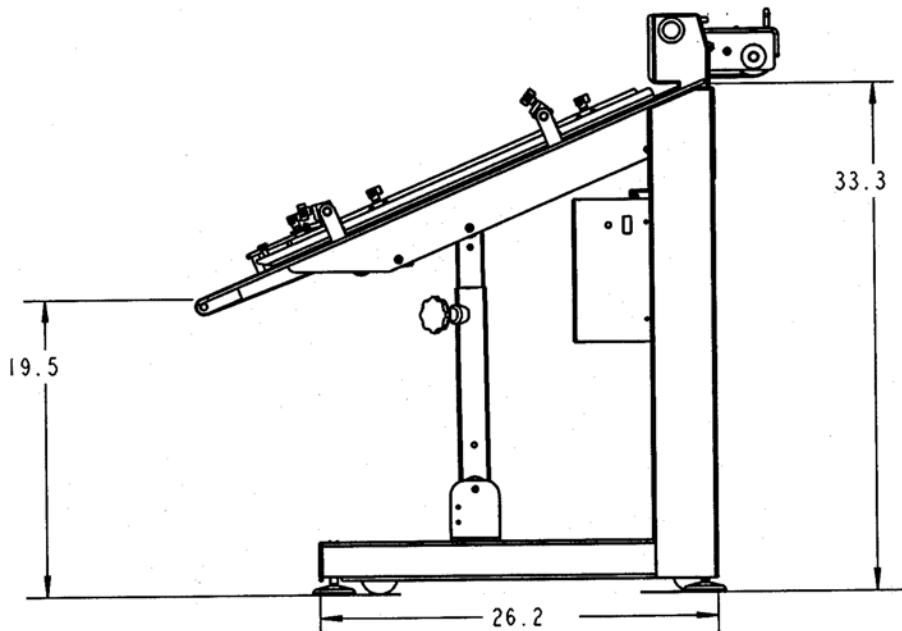
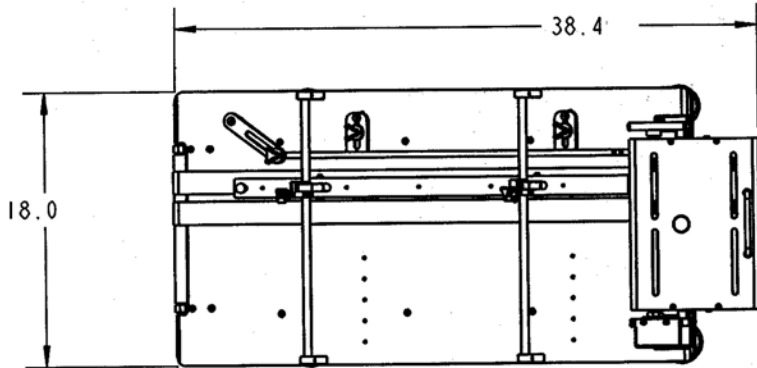


KR 415 Incline Conveyor

Bumturn / Tab inline with your folder using the KR 415



Features:

- ◆ Integrated bump turn - right or left hand.
- ◆ Top belt ensures smooth transition to tabber or inline inkjet base
- ◆ Quick-release top belt control.
- ◆ "No tools" pivoting infeed
- ◆ Industry standard motors and controls
- ◆ Runs in-line with most folders and tabbing systems

Specifications:

- ◆ Electrical Requirements: 120 VAC
50/60 Hz
5 amps
- ◆ Maximum Operating Speed: 550 fpm
Note: Production speeds are product dependent.
- ◆ Physical Size:
 - Length: 38.5"
 - Width: 18"
 - Height: 33 1/4"
- ◆ Media: Minimum: 3.5" x 5.0"
Maximum: 9.0" x 12.0"
Thickness: single sheet – 3/16"

**Specifications subject to change without notification.

**Guards may have been removed for clarity; do not operate machine without guards in place.